


FXN 1617

FLEXIBLE NEON

The FXN 1617 is a high-performance, flexible LED lighting solution for dynamic architectural and commercial applications. Its compact profile and RGBW output make it ideal for highlighting structure, space, and form.

Built with silicone and engineered to bend around complex surfaces, it offers customisable lengths and mounting flexibility for seamless integration into lighting designs.

With IP67 protection and IK08 impact resistance, the FXN 1617 suits indoor and outdoor environment demanding long-lasting performance.






PART NUMBER CONFIGURATOR

Prefix	Model	LED Colour	Control	Control	Bending Direction	Power	Voltage	CRI	Connectors
FXN	1617	R – Red G – Green B – Blue A – Amber RGB RGBW W – White (22K-57K) DW – Dynamic White (22K≈57K)	22K – 2200K 27K – 2700K 30K – 3000K 35K – 3500K 40K – 4000K 57K – 5700K	X – XStream SPI DMX	HB - Horizontal Bend VB - Vertical Bend	10 – 10W 12 – 12W 16.5 – 16.5W 22 – 22W	24 – 24VC DC	80 90	SWC – Swivel Connector SNC – Snap Connector SOC – Socket Connector SIMC – Silicone Injection-moulded Connector DIMC – Dual Injection-moulded Connector

SPECIFICATIONS

Example: FXN – 1617 – RGBW – 27K – X – VB – 10 – 24 – SNC

Electrical	<div>Power Consumption</div> <div>Operating Voltage</div> <div>Installation Temperature</div> <div>Operating Temperature</div> <div>Storage Temperature</div>	<div>10W/m (AW), 12W/m (R,G,B,A,W), 16.5W/m (RGB), 22W/m (RGBW)</div> <div>24V DC</div> <div>-40°C TO 50°C - (-40°F TO 122°F)</div> <div>-40°C TO 55°C - (-40°F TO 131°F)</div> <div>-40°C TO 60°C - (-40°F TO 140°F)</div>
Physical	<div>Dimensions</div> <div>Bending</div> <div>Housing / Lens</div> <div>Weight/m</div> <div>IK Rating</div> <div>IP Rating</div> <div>Min. Cutting Unit</div> <div>Min. Cutting Length</div> <div>Min. Bending Diameter</div> <div>Unit/m (Pixel Qty/m)</div> <div>Connectors</div> <div>Mounting Profiles</div> <div>Mounting Brackets</div> <div>Mounting Clips</div> <div>Data Maximum Run Length</div>	<div>L: 1000mm – H: 17mm – W: 16mm</div> <div>Horizontal Bending / Vertical Bending</div> <div>Silicone</div> <div>365g</div> <div>IK08</div> <div>IP67</div> <div>7LEDs(1unit)</div> <div>83.3mm(1unit)</div> <div>300mm</div> <div>12 pixels</div> <div>Swivel Connector, Snap Connector, Socket Connector, Silicone Injection-moulded Connector, Dual Injection-moulded Connector</div> <div>Aluminium Profile, Flange Aluminium Profile, Thickened Plastic Profile, Stainless Steel Profile, Self-clinching Aluminium Profile, Bendable self-clinching Aluminium Profile, Serrated Aluminium Profile, Flange Serrated Aluminium Profile, Bendable SerratedO Aluminium Profile, Surface-mounted Raceway Aluminium Profile, Suspended Raceway Aluminium Profile, Bendable Anole Profile</div> <div>Pivot Mounting Bracket, Rotary Locking Bracket, Side Mounting Bracket, Joining Bracket</div> <div>Ceiling Mounting Clip, Suspended Mounting Clip, Cable-exit Mounting Clip</div> <div>64m @ 12pixels/m – 6 universes</div>
Optical	<div>Beam Angle</div> <div>Colour Range</div> <div>LED Qty/m</div> <div>LED Type</div> <div>LED Distance</div> <div>Total Lumens</div>	<div>120°</div> <div>R, G, B, A, White (2200K, 2700K, 3000K, 3500K, 4000K, 5700K), Dynamic White (22K-57K)</div> <div>84LEDs</div> <div>EPISTAR SMD LED</div> <div>16.67mm</div> <div><600lm/m</div>
Diming & Control	<div>Control Protocols</div> <div>Dimming Resolution</div>	<div>X-Stream: SPI protocol with data redundancy</div> <div>Others – SPI, DMX</div>
Fixture Rating & Certifications	<div>UL LISTED, CE</div> <div>RoHs COMPLIANT</div>	<div></div> <div></div> <div></div>
Limited Warranty	<div>5 Years</div>	<div>Extendable Warranty Available</div>

FXN 1617 | FLEXIBLE NEON

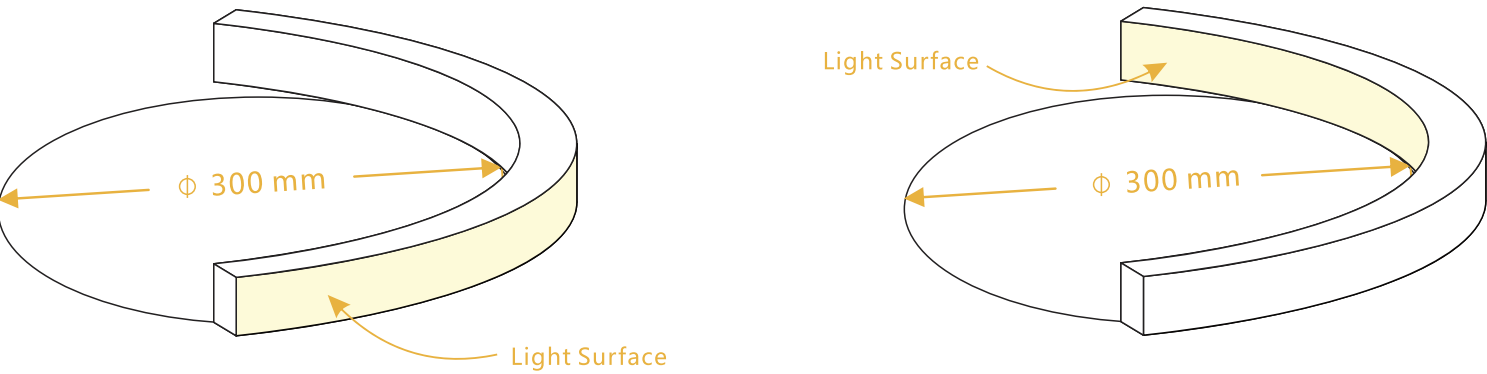
DIMENSIONS & BENDING

Dimensions of Light



Note: Unless otherwise stated, the tolerance of the light is $\pm 0.3\text{mm}$.

Minimum Bending Diameter



The light can only be bent laterally
(opposite bend along to light surface).

Do not bend smaller than allowed minimum bend diameter.

FXN 1617 | FLEXIBLE NEON

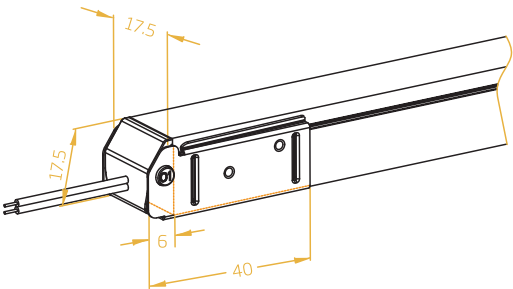
CONNECTORS

Swivel Connector IP40

Swivel Front Connector



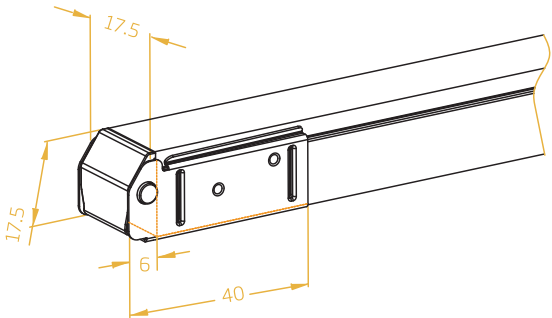
FXN - 1617 - C - SW - F



Swivel End Cap



FXN - 1617 - C - SW - EC



- Note:
1. Unless otherwise stated, the tolerance of the connector is $\pm 0.5\text{mm}$;
 2. To avoid damage from the excessive force on cable joint, please keep at least 60mm of cable ahead in the natural state.

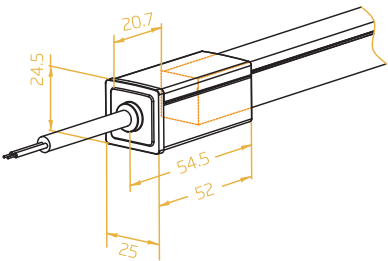
FXN 1617 | FLEXIBLE NEON CONNECTORS

Snap Connector IP67

Snap Front Connector-End



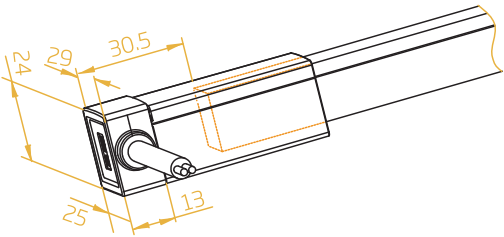
FXN – 1617 – C – SN – FE



Snap Front Connector-Side



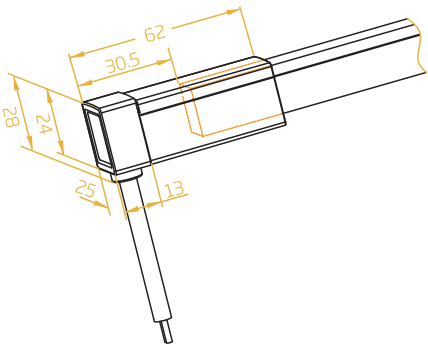
FXN – 1617 – C – SN – FS



Snap Front Connector-Bottom



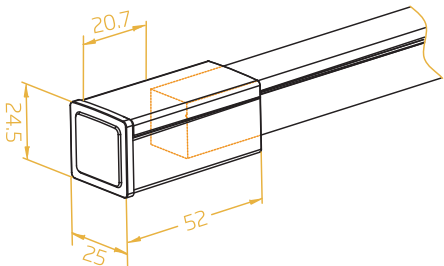
FXN – 1617 – C – SN – FB



Snap End Cap



FXN – 1617 – C – SN – EC



FXN 1617 | FLEXIBLE NEON

CONNECTORS

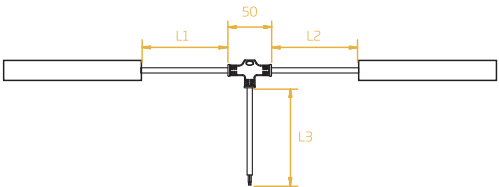
Snap Connector IP67

Snap Middle Connector & Power T-feed



FXN – 1617 – C – SN – TF

L1 and L2 available in 300mm.
L3 available in 300mm/1000mm/3000mm.



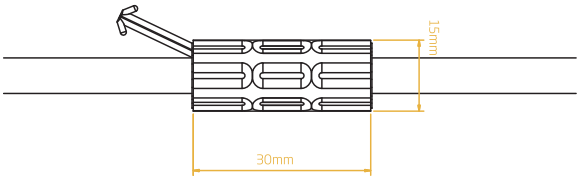
- Note:
1. Unless otherwise stated, the tolerance of the connector is $\pm 0.5\text{mm}$;
 2. To avoid damage from the excessive force on cable joint, please keep at least 60mm of cable ahead in the natural state.

Anti-wicking Ferrule



The anti-wicking ferrule is located at 115mm ($\pm 10\text{mm}$ tolerance) from the connector on the cable.

For protection against water ingress from inside of cable wire and hence damage the light.



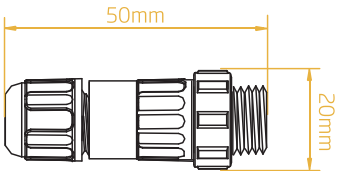
- Note:
1. Unless otherwise stated, the tolerance is $\pm 0.5\text{mm}$.
 2. The removal of anti-wicking ferrule will void the warranty if any water ingress caused by it.

Male & Female Connector



For plug and play cable junction, IP67.

FXN – 1617 – MC / FXN – 1617 – FC



- Note:
1. Unless otherwise stated, the tolerance is $\pm 2\text{mm}$.

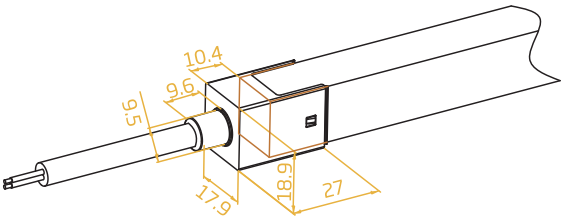
FXN 1617 | FLEXIBLE NEON CONNECTORS

Socket Connector IP67

Socket Front Connector



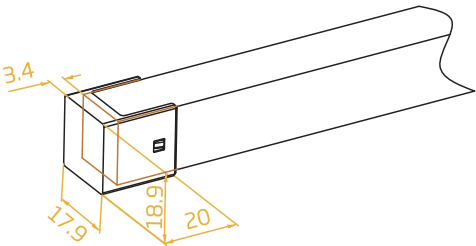
FXN – 1617 – C – SO – F



Snap Front Connector-Side



FXN – 1617 – C – SO – FS



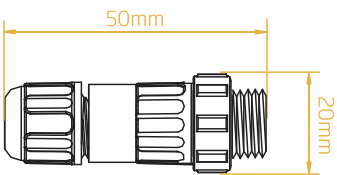
- Note:
1. Unless otherwise stated, the tolerance of the connector is $\pm 0.5\text{mm}$.
 2. To avoid damage from the excessive force on cable joint, please keep at least 60mm of cable ahead in the natural state.
 3. Please refer to the Installation Guide about how to assemble the socket connector.

Male & Female Connector



For plug and play cable junction, IP65.

FXN – 1617 – MC / FXN – 1617 – FC




Note:
Unless otherwise stated, the tolerance is $\pm 2\text{mm}$.

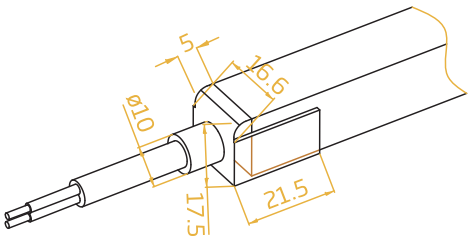
FXN 1617 | FLEXIBLE NEON CONNECTORS

Silicone Injection-moulded Connector IP68

Silicone Injection-moulded Front Connector-End



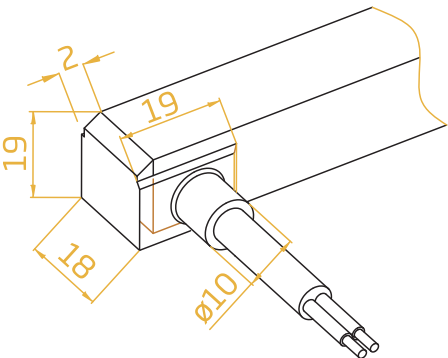
FXN - 1617 - C - SIM - FE



Silicone Injection-moulded Front Connector-Side



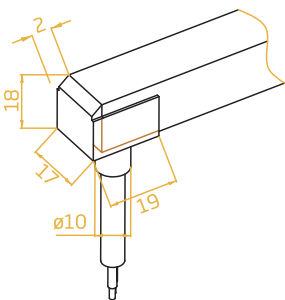
FXN - 1617 - C - SIM - FS



Silicone Injection-moulded Front Connector -Bottom



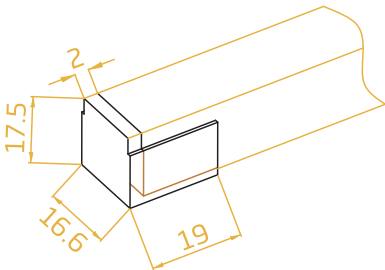
FXN - 1617 - C - SIM - FB



Silicone Injection-moulded End Cap



FXN - 1617 - C - SIM - EC



FXN 1617 | FLEXIBLE NEON CONNECTORS

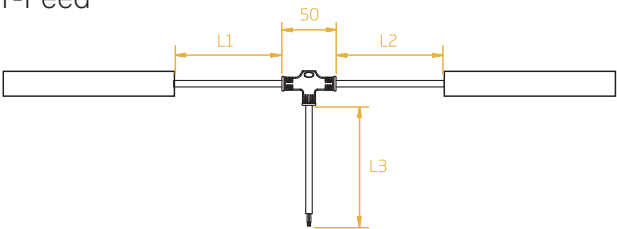
Silicone Injection-moulded Connector IP68

Silicone Injection-moulded Middle Connector & Power T-Feed



FXN – 1617 – C – SIM – TF

L1 and L2 available in 300mm.
L3 available in 300mm/1000mm/3000mm.



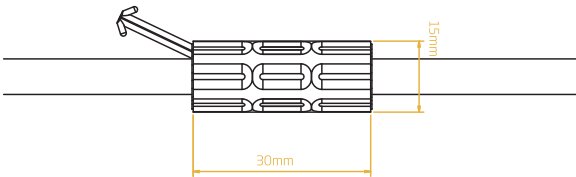
- Note:
1. Unless otherwise stated, the tolerance of the connector is $\pm 0.5\text{mm}$;
 2. To avoid damage from excessive force on cable joint, please keep at least 60mm of cable ahead in the natural state.

Anti-wicking Ferrule



The anti-wicking ferrule is located at 115mm ($\pm 10\text{mm}$ tolerance) from the connector on the cable.

For protection against water ingress from inside of cable wire and hence damage the light.



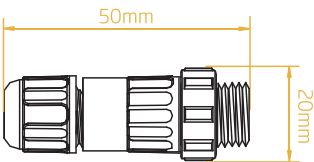
- Note:
1. Unless otherwise stated, the tolerance is $\pm 0.5\text{mm}$.
 2. The removal of anti-wicking ferrule will void the warranty if any water ingress caused by it.

Male & Female Connector



For plug and play cable junction, IP67.

FXN – 1617 – MC / FXN – 1617 – FC



- Note:
- Unless otherwise stated, the tolerance is $\pm 2\text{mm}$.

FXN 1617 | FLEXIBLE NEON

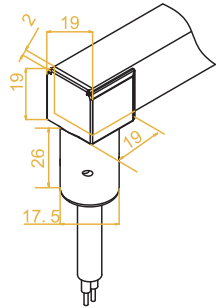
CONNECTORS

Silicone Injection-moulded Connector IP68

Silicone Injection-moulded Front Connector-Bottom



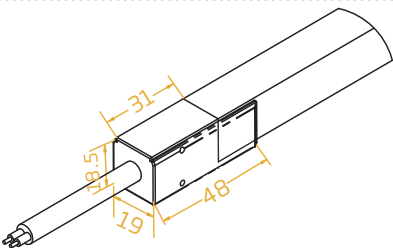
FXN - 1617 - C - SIM - B



Silicone Injection-moulded Front Connector-End



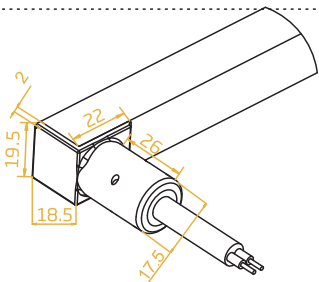
FXN - 1617 - C - SIM - E



Silicone Injection-moulded Front Connector-Side



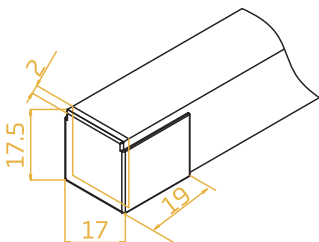
FXN - 1617 - C - SIM - S



Silicone Injection-moulded End Cap



FXN - 1617 - C - SIM - EC



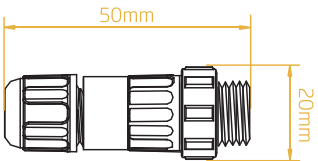
- Note:
1. Unless otherwise stated, the tolerance of the connector is $\pm 0.5\text{mm}$.
 2. To avoid damage from the excessive force on cable joint, please keep at least 60mm of cable ahead in the natural state.

Male & Female Connector



For plug and play cable junction, IP67.

FXN - 1617 - MC / FXN - 1617 - FC



- Note:
- Unless otherwise stated, the tolerance is $\pm 2\text{mm}$.

FXN 1617 | FLEXIBLE NEON

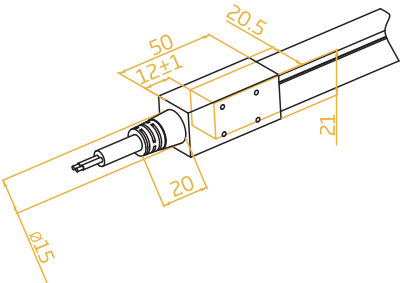
CONNECTORS

Dual Injection-moulded Connector IP68

Dual Injection-moulded Front Connector-End



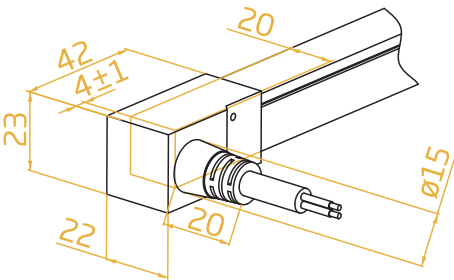
FXN – 1617 – C – DIM – FE



Dual Injection-moulded Front Connector-Side



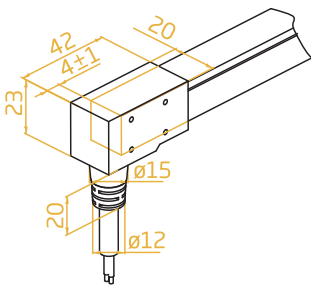
FXN – 1617 – C – DIM – FS



Dual Injection-moulded Front Connector-Bottom



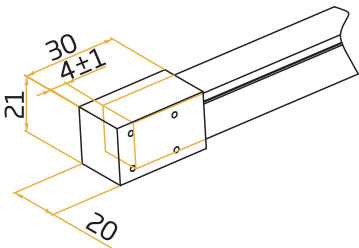
FXN – 1617 – C – DIM – FB



Dual Injection-moulded End Cap



FXN – 1617 – C – DIM – EC



FXN 1617 | FLEXIBLE NEON CONNECTORS

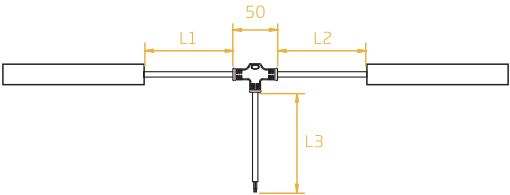
Dual Injection-moulded Connector IP68

Dual Injection-moulded Middle Connector & Power T-feed



FXN – 1617 – C – DIM – TF

L1 and L2 available in 300mm.
L3 available in 300mm/1000mm/3000mm.



Note:

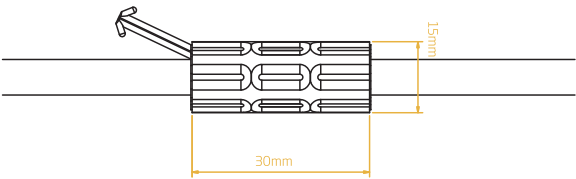
1. Unless otherwise stated, the tolerance of the connector is $\pm 0.5\text{mm}$;
2. To avoid damage from excessive force on cable joint, please keep at least 60mm of cable ahead in the natural state.

Anti-wicking Ferrule



The anti-wicking ferrule is located at 115mm ($\pm 10\text{mm}$ tolerance) from the connector on the cable.

For protection against water ingress from inside of cable wire and hence damage the light.



Note:

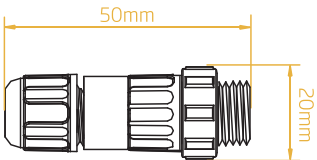
1. Unless otherwise stated, the tolerance is $\pm 0.5\text{mm}$.
2. The removal of anti-wicking ferrule will void the warranty if any water ingress caused by it.

Male & Female Connector



For plug and play cable junction, IP67.

FXN – 1617 – MC / FXN – 1617 – FC



Note:

Unless otherwise stated, the tolerance is $\pm 2\text{mm}$.

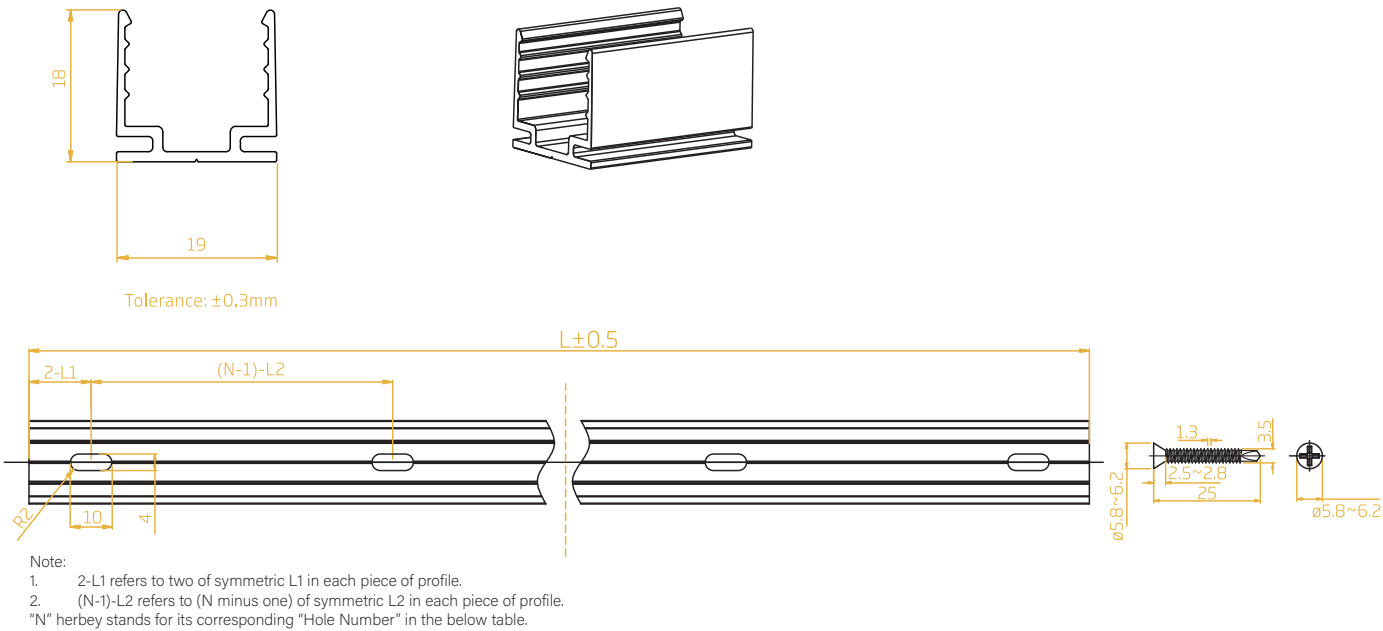
FXN 1617 | FLEXIBLE NEON

MOUNTING PROFILES

Aluminium Profile



Dimensions: mm




Item Code	Standard Length	L1	L2	Slotted Hole	Hole Number
FXN - 1617 - A/PL - 35MM - AL	35mm/1.38in	17.5mm/0.69in	/	4*10mm/0.16*0.39in	1
FXN - 1617 - A/PL - 500MM - AL	500mm/19.68in	50mm/1.97in	200mm/7.87in	4*10mm/0.16*0.39in	3
FXN - 1617 - A/PL - 1000MM - AL	1000mm/39.37in	100mm/3.93in	200mm/7.87in	4*10mm/0.16*0.39in	5
FXN - 1617 - A/PL - 2000MM - AL	2000mm/78.74in	100mm/3.93in	200mm/7.87in	4*10mm/0.16*0.39in	10

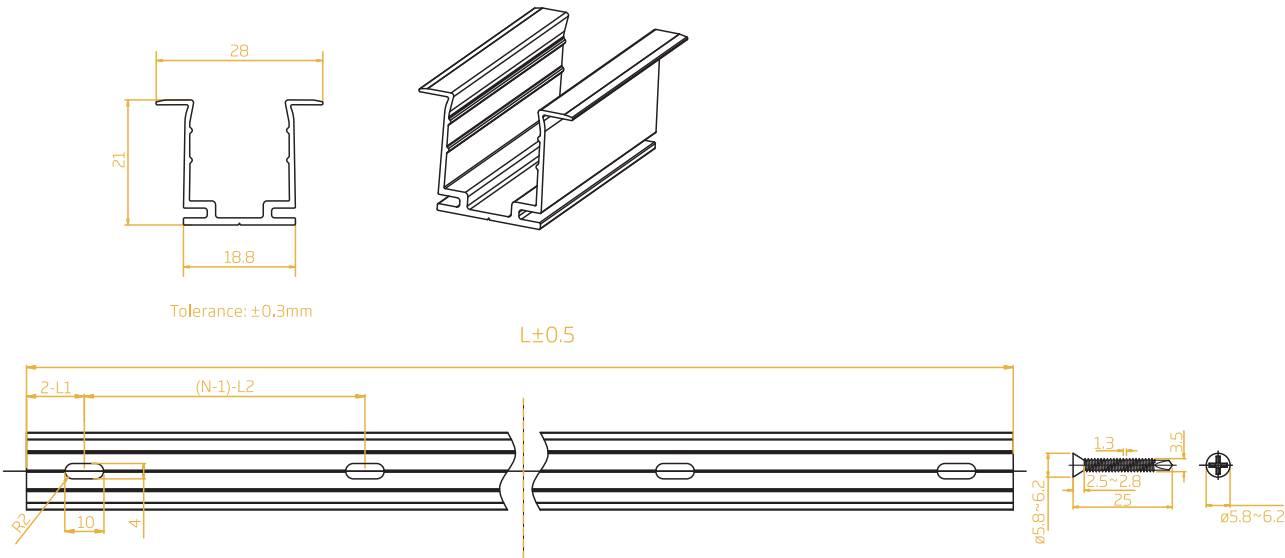
FXN 1617 | FLEXIBLE NEON

MOUNTING PROFILES

Flange Aluminium Profile



Dimensions: mm



Note:

- 2-L1 refers to two of symmetric L1 in each piece of profile.
- (N-1)-L2 refers to (N minus one) of symmetric L2 in each piece of profile.

"N" hereby stands for its corresponding "Hole Number" in the below table

Item Code	Standard Length	L1	L2	Slotted Hole	Hole Number
FXN - 1617 - FA/PL - 35MM - AL	35mm/1.38in	17.5mm/0.69in	/	4*10mm/0.16*0.39in	1
FXN - 1617 - FA/PL - 500MM - AL	500mm/19.68in	50mm/1.97in	200mm/7.87in	4*10mm/0.16*0.39in	3
FXN - 1617 - FA/PL - 1000MM - AL	1000mm/39.37in	100mm/3.93in	200mm/7.87in	4*10mm/0.16*0.39in	5
FXN - 1617 - FA/PL - 2000MM - AL	2000mm/78.74in	100mm/3.93in	200mm/7.87in	4*10mm/0.16*0.39in	10

FXN 1617

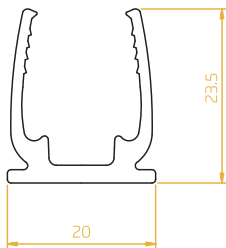
FLEXIBLE NEON

MOUNTING PROFILES

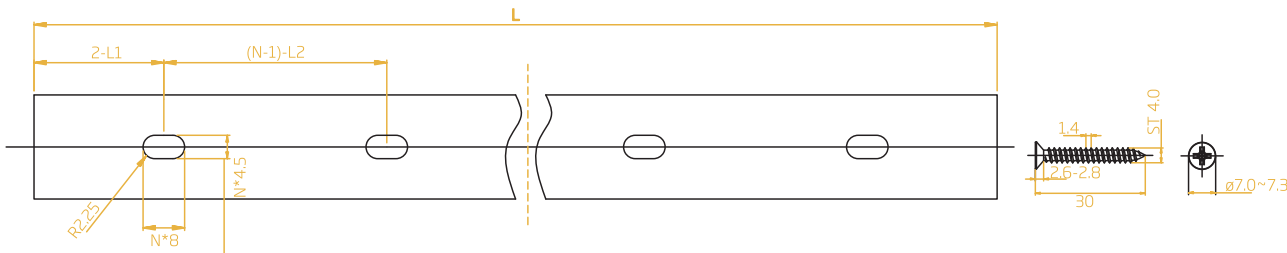
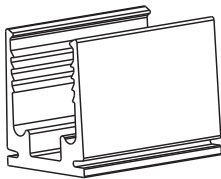
Thickened Plastic Profile



Dimensions: mm



Tolerance: ±0,5mm



Note:

1. 2-L1 refers to two of symmetric L1 in each piece of profile.


2. (N-1)-L2 refers to (N minus one) of symmetric L2 in each piece of profile.

"N" hereby stands for its corresponding "Hole Number" in the below table

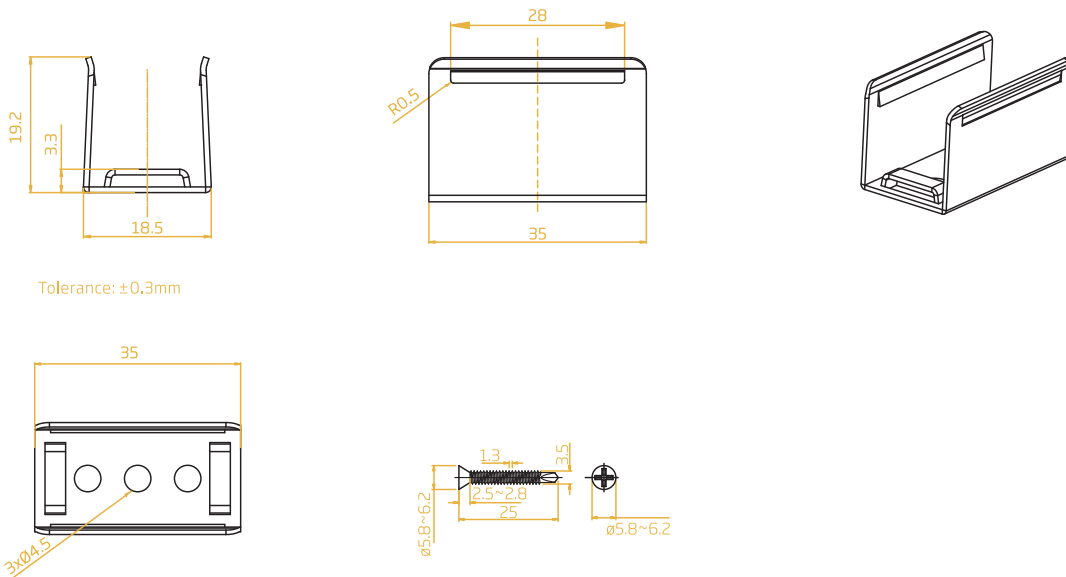
Item Code	Standard Length	L1	L2	Slotted Hole	Hole Number
FXN - 1617 - TP/PL - 35MM - TT	35mm/1.38in	17.5mm/0.69in	/	4.5*8mm/018*0.31in	1
FXN - 1617 - TP/PL - 500MM - TT	500mm/19.68in	50mm/1.97in	200mm/7.87in	4.5*8mm/018*0.31in	3
FXN - 1617 - TP/PL - 1000MM - TT	1000mm/39.37in	100mm/3.93in	200mm/7.87in	4.5*8mm/018*0.31in	5
FXN - 1617 - TP/PL - 2000MM - TT	2000mm/78.74in	100mm/3.93in	200mm/7.87in	4.5*8mm/018*0.31in	10

FXN 1617 | FLEXIBLE NEON MOUNTING PROFILES

Stainless Steel Profile



Dimensions: mm



Item Code	Standard Length	Screw Hole	Hole Number
FXN - 1617 - SS/PL - 35MM - SSL	35mm/1.38in	4.5mm/0.18in	3

FXN 1617

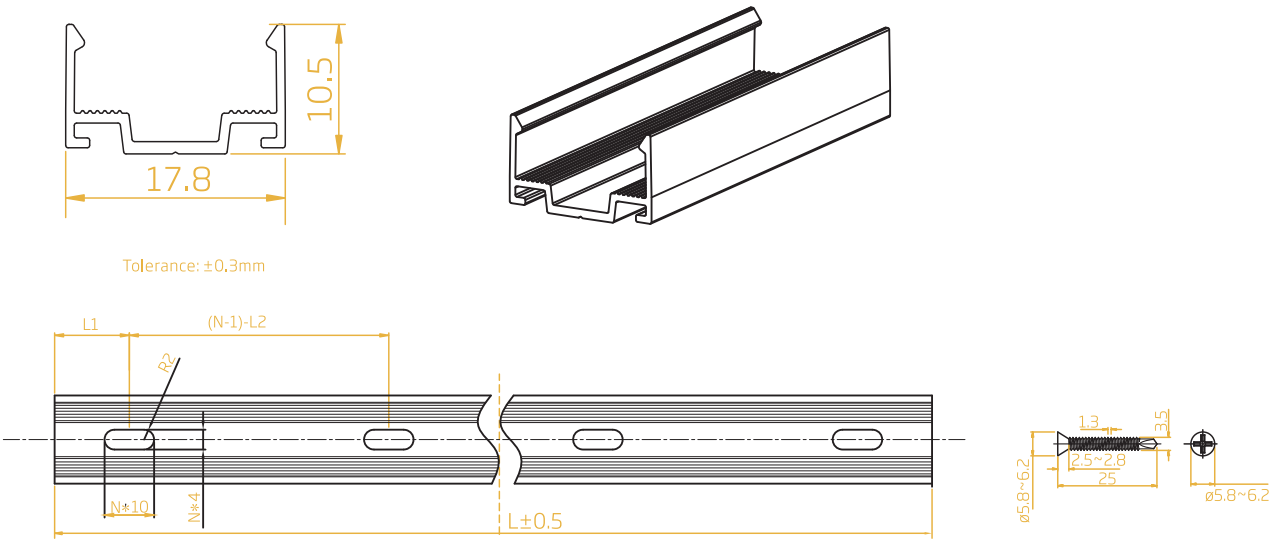
FLEXIBLE NEON

MOUNTING PROFILES

Self-clinching Aluminium Profile



Dimensions: mm



Note:
 1. L1 refers to two of symmetric L1 in each piece of profile.
 2. (N-1) - L2 refers to (N minus one) of symmetric L2 in each piece of profile.
 "N" hereby stands for its corresponding "Hole Number" in the below table.


Item Code	Standard Length	L1	L2	Slotted Hole	Hole Number
FXN - 1617 - SCA/PL - 20MM - AL	20mm/0.79in	/	/	4*10mm/0.16*0.39in	1
FXN - 1617 - SCA/PL - 500MM - AL	500mm/19.68in	50mm/1.97in	200mm/7.87in	4*10mm/0.16*0.39in	3
FXN - 1617 - SCA/PL - 1000MM - AL	1000mm/39.37in	100mm/3.93in	200mm/7.87in	4*10mm/0.16*0.39in	5
FXN - 1617 - SCA/PL - 2000MM - AL	2000mm/78.74in	100mm/3.93in	200mm/7.87in	4*10mm/0.16*0.39in	10

FXN 1617

FLEXIBLE NEON

MOUNTING PROFILES

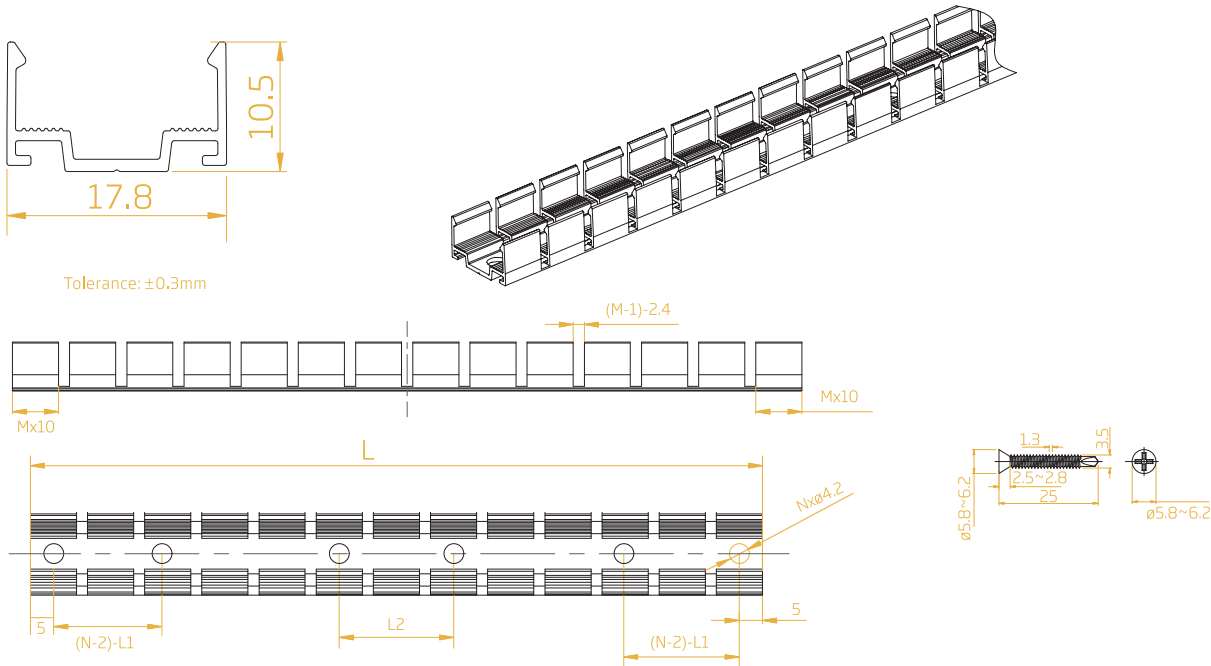
Bendable Self-clinching Aluminium Profile



Min. Bending Diameter

300mm/11.81in

Dimensions: mm



Note:

1. L1 refers to two of symmetric L1 in each piece of profile.

2. (N-1) - L2 refers to (N minus one) of symmetric L2 in each piece of profile.

"N" hereby stands for its corresponding "Hole Number" in the below table.

Item Code	Standard Length	L1	L2	Slotted Hole	Hole Number
FXN - 1617 - BSCA/PL - 500MM - AL	500mm/19.68in	110.3mm/4.34in	48.9mm/1.92in	4.2mm/0.17in	6
FXN - 1617 - BSCA/PL - 1000MM - AL	1000mm/39.37in	116.5mm/4.59in	98.8mm/3.89in	4.2mm/0.17in	10

FXN 1617

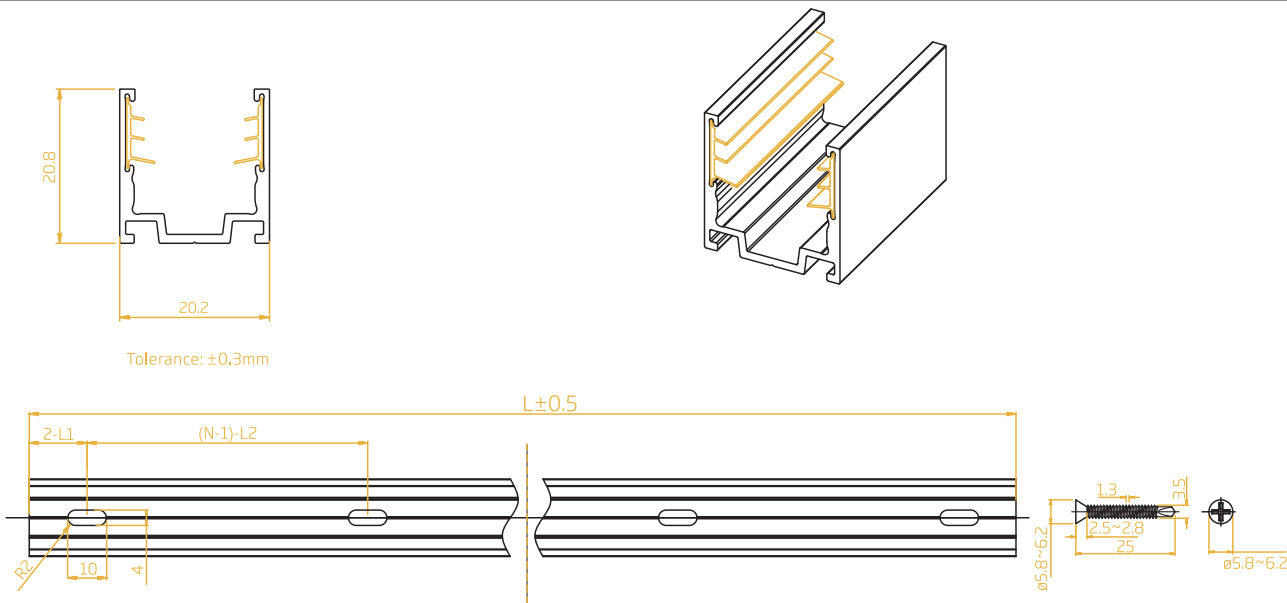
FLEXIBLE NEON

MOUNTING PROFILES

Serrated Aluminium Profile



Dimensions: mm



- Note:
- L1 refers to two of symmetric L1 in each piece of profile.
 - (N-1) - L2 refers to (N minus one) of symmetric L2 in each piece of profile.
- "N" hereby stands for its corresponding "Hole Number" in the below table.


Item Code	Standard Length	L1	L2	Slotted Hole	Hole Number
FXN - 1617 - SA/PL - 20MM - AL	20mm/0.79in	10mm/0.39in	/	4*10mm/0.16*0.39in	1
FXN - 1617 - SA/PL - 500MM - AL	500mm/19.68in	50mm/1.97in	200mm/7.87in	4*10mm/0.16*0.39in	3
FXN - 1617 - SA/PL - 1000MM - AL	1000mm/39.37in	100mm/3.93in	200mm/7.87in	4*10mm/0.16*0.39in	5
FXN - 1617 - SA/PL - 2000MM - AL	2000mm/78.74in	100mm/3.93in	200mm/7.87in	4*10mm/0.16*0.39in	10

FXN 1617

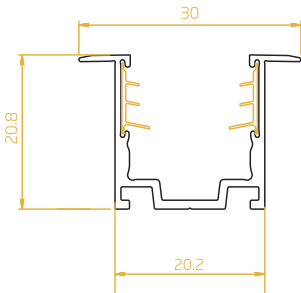
FLEXIBLE NEON

MOUNTING PROFILES

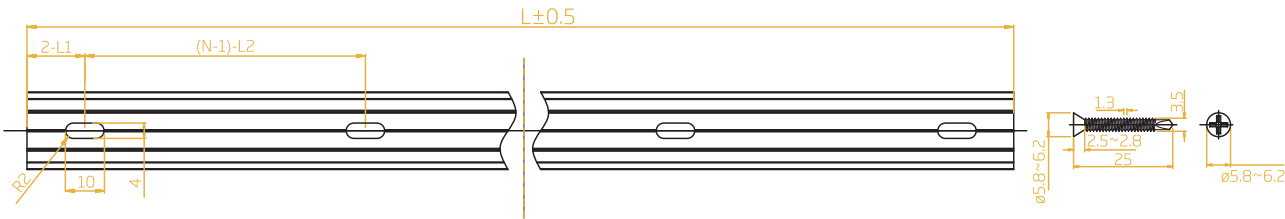
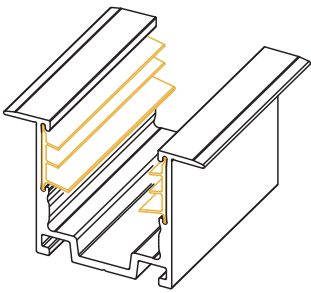
Flange Serrated Aluminium Profile



Dimensions: mm



Tolerance: $\pm 0,3\text{mm}$




Note:
 1. L1 refers to two of symmetric L1 in each piece of profile.
 2. (N-1) - L2 refers to (N minus one) of symmetric L2 in each piece of profile.
 "N" hereby stands for its corresponding "Hole Number" in the below table.

Item Code	Standard Length	L1	L2	Slotted Hole	Hole Number
FXN - 1617 - FSA/PL - 20MM - AL	20mm/0.79in	10mm/0.39in	/	4*10mm/0.16*0.39in	1
FXN - 1617 - FSA/PL - 500MM - AL	500mm/19.68in	50mm/1.97in	200mm/7.87in	4*10mm/0.16*0.39in	3
FXN - 1617 - FSA/PL - 1000MM - AL	1000mm/39.37in	100mm/3.93in	200mm/7.87in	4*10mm/0.16*0.39in	5
FXN - 1617 - FSA/PL - 2000MM - AL	2000mm/78.74in	100mm/3.93in	200mm/7.87in	4*10mm/0.16*0.39in	10

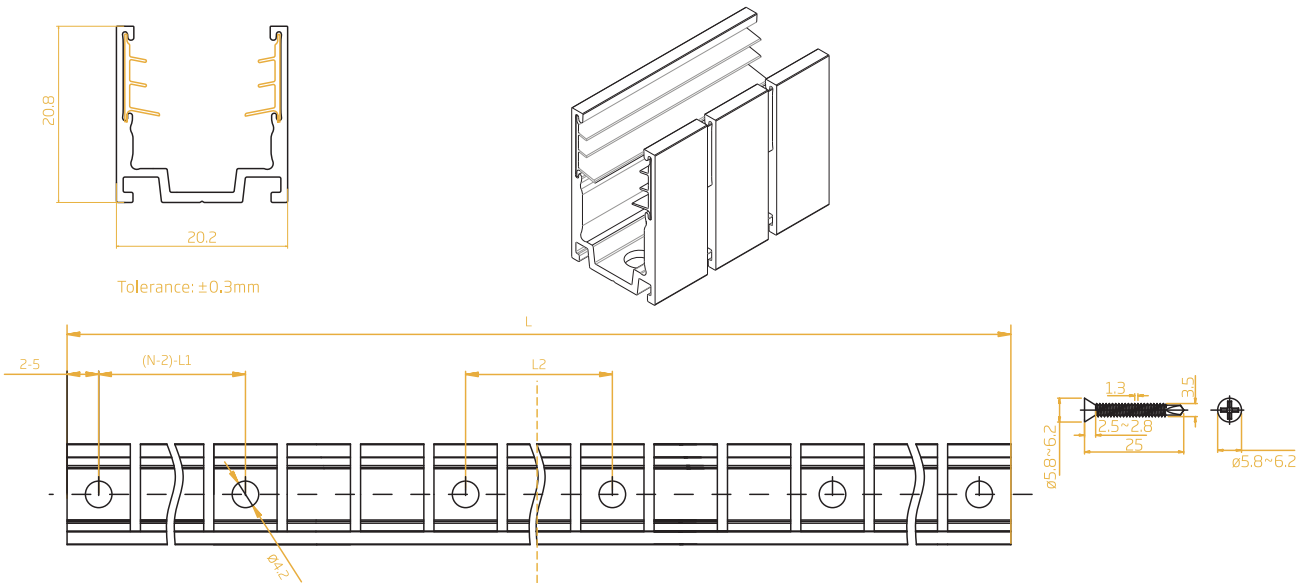
FXN 1617 | FLEXIBLE NEON

MOUNTING PROFILES

Bendable Serrated Aluminium Profile



Dimensions: mm



- Note:
1. L1 refers to two of symmetric L1 in each piece of profile.
 2. (N-1) - L2 refers to (N minus one) of symmetric L2 in each piece of profile.
- "N" hereby stands for its corresponding "Hole Number" in the below table.


Item Code	Standard Length	L1	L2	Slotted Hole	Hole Number
FXN - 1617 - BSA/PL - 500MM - AL	500mm/19.68in	110.3mm/4.34in	48.9mm/1.92in	4.2mm/0.17in	6
FXN - 1617 - BSA/PL - 1000MM - AL	1000mm/39.37in	111.4mm/4.39in	98.8mm/3.89in	4.2mm/0.17in	10

FXN 1617

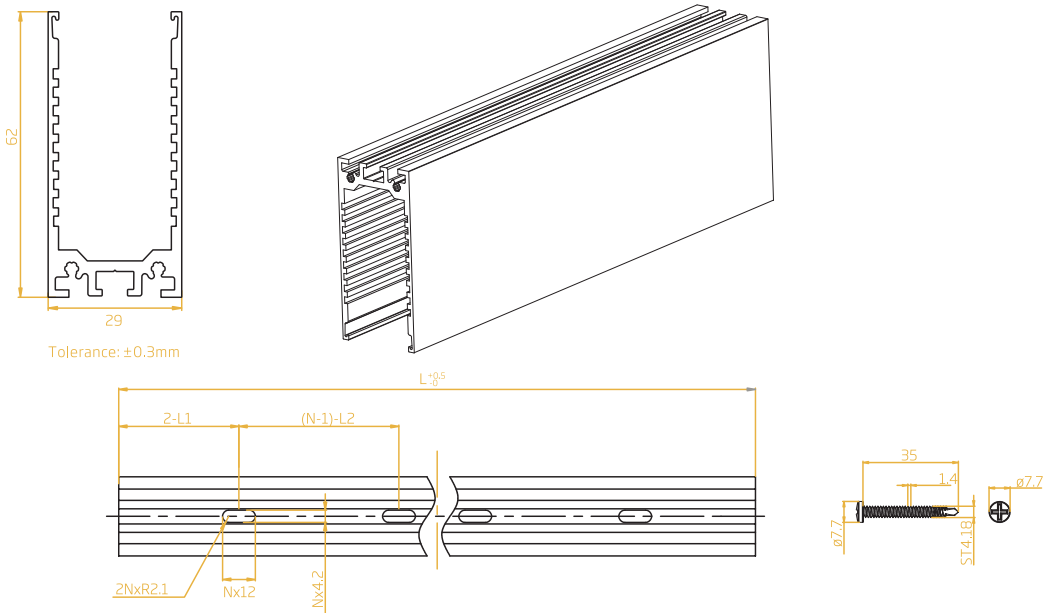
FLEXIBLE NEON

MOUNTING PROFILES

Surface-mounted Raceway Aluminium Profile



Dimensions: mm



Note:

- 2-L1 refers to two of symmetric L1 in each piece of profile.
- (N-1)-L2 refers to (N minus one) of symmetric L2 in each piece of profile.

"N" hereby stands for its corresponding "Hole Number" in the below table

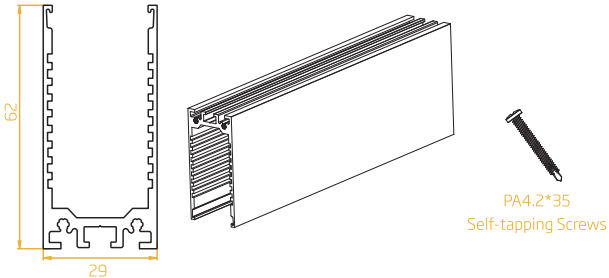
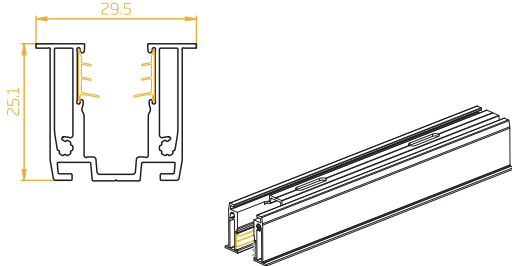

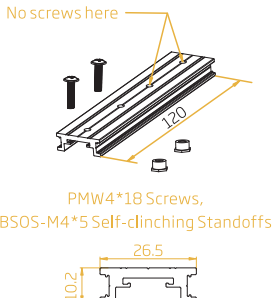

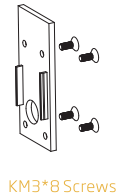
Item Code	Standard Length	L1	L2	Slotted Hole	Hole Number
FXN – 1617 – SMR/PL – 500MM – AL	500mm/19.68in	50mm/1.97in	200mm/7.87in	4.5*12mm/0.18*0.47in	3
FXN – 1617 – SMR/PL – 1000MM – AL	1000mm/39.37in	100mm/3.93in	200mm/7.87in	4.5*12mm/0.18*0.47in	5
FXN – 1617 – SMR/PL – 2000MM – AL	2000mm/78.74in	100mm/3.93in	200mm/7.87in	4.5*12mm/0.18*0.47in	10

FXN 1617 | FLEXIBLE NEON

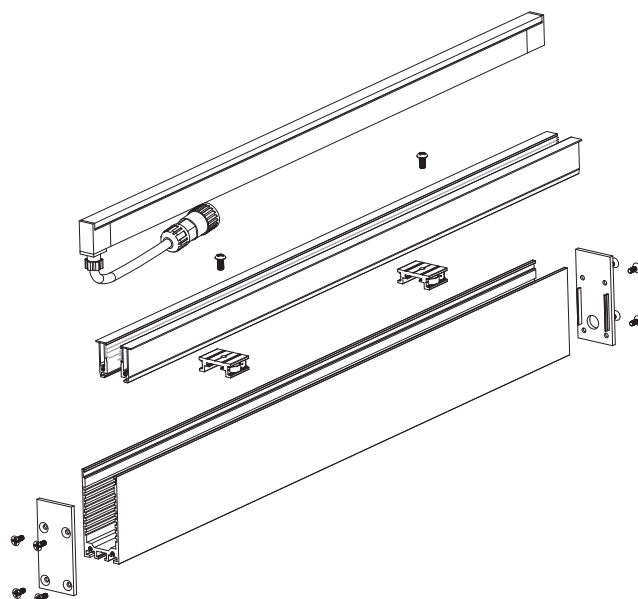
MOUNTING PROFILES

Surface-mounted Raceway Aluminium Profile

Main Components


Outer Aluminum Profile		Inner Aluminum Profile	
 <p>PA4.2*35 Self-tapping Screws</p>			
Retaining Bracket for Inner and Outer Profiles	Joining Bracket for Outer Profiles	End Cover	End Cover with Cable Hole
 <p>PM4*6 Screws</p>	<p>No screws here</p>  <p>PMW4*18 Screws, BS05-M4*5 Self-clinching Standoffs</p>	 <p>KM3*8 Screws</p>	 <p>KM3*8 Screws</p>

Exploded View

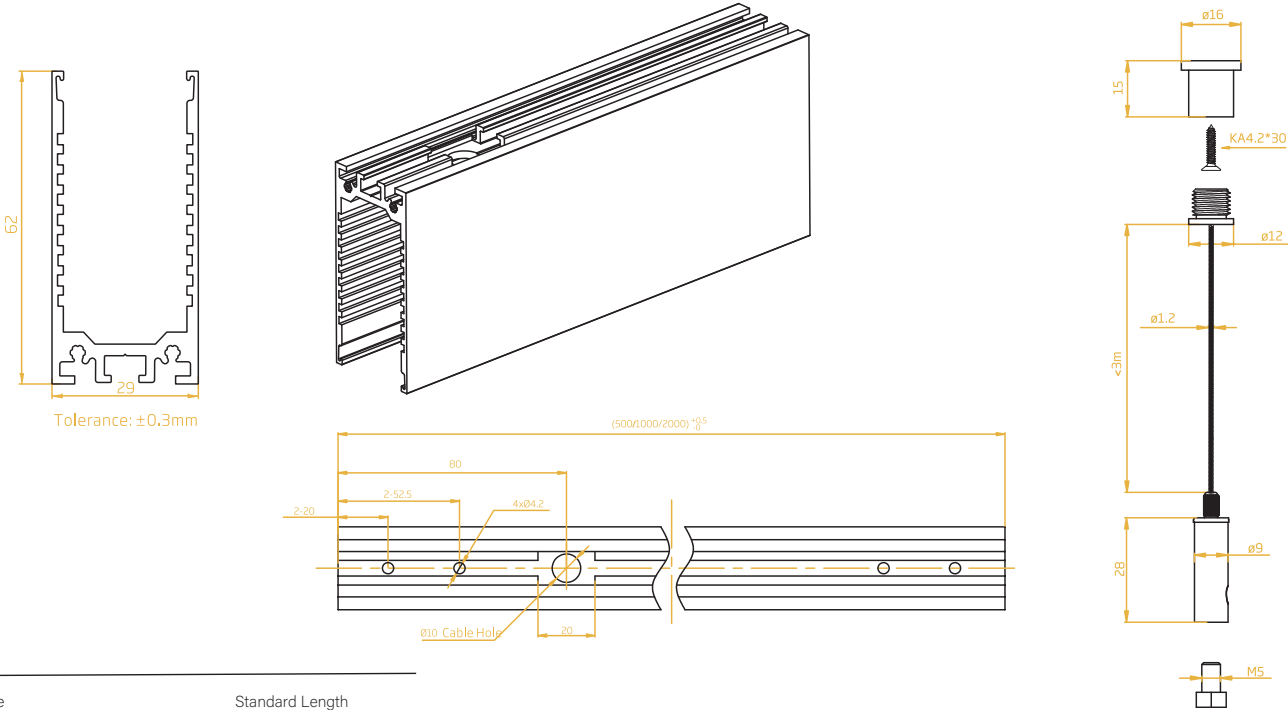


FXN 1617 | FLEXIBLE NEON MOUNTING PROFILES

Suspended Raceway Aluminium Profile



Dimensions: mm



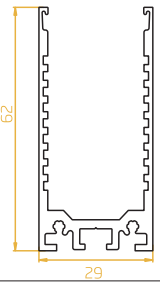
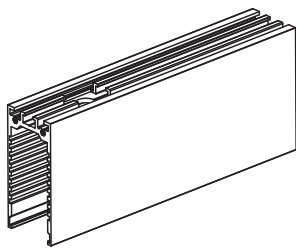
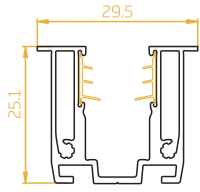
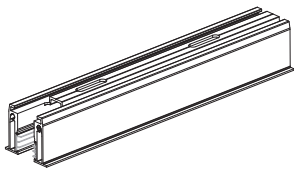

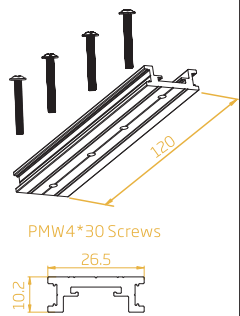
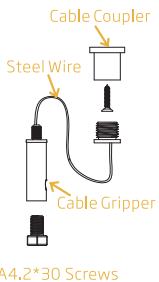
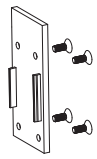

Item Code	Standard Length
FXN - 1617 - SR/PL - 500MM - AL	500mm/19.68in
FXN - 1617 - SR/PL - 1000MM - AL	1000mm/39.37in
FXN - 1617 - SR/PL - 2000MM - AL	2000mm/78.74in

FXN 1617 | FLEXIBLE NEON

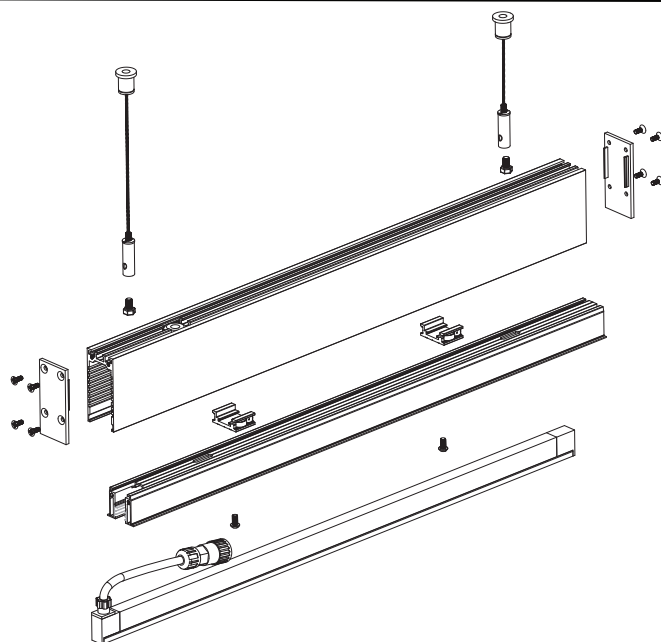
MOUNTING PROFILES

Surface-mounted Raceway Aluminium Profile

Main Components

Outer Aluminum Profile		Inner Aluminum Profile		
 		 		
Retaining Bracket for Inner and Outer Profiles	Joining Bracket for Outer Profiles	Suspended Ceiling Kit	End Cover	Rubber Grommet
 <p>PM4*6 Screws</p>	 <p>PMW4*30 Screws</p>	 <p>Cable Coupler Steel Wire Cable Gripper KA4.2*30 Screws</p>	 <p>KM3*8 Screws</p>	

Exploded View



FXN 1617 FLEXIBLE NEON MOUNTING PROFILES

Bendable Anole Profile



30+
Times
Clamping Force



Kids
Friendly



Solvents
Resistant



Saltwater
Resistant



UV
Resistant



Flame
Resistant

FXN - 1617 - BA/PL - 55MM - A
FXN - 1617 - BA/PL - 110MM - A
FXN - 1617 - BA/PL - 200MM - A
FXN - 1617 - BA/PL - 500MM - A
FXN - 1617 - BA/PL - 1000MM - A

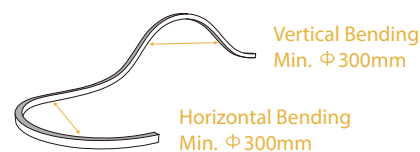
APPEARANCE COLOR



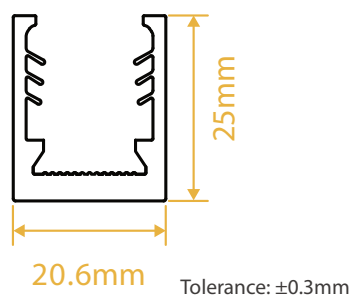
Standard



Custom



Dimension



Standard Length

55mm, 110mm, 200mm, 500mm, 1000mm

Installation Methods



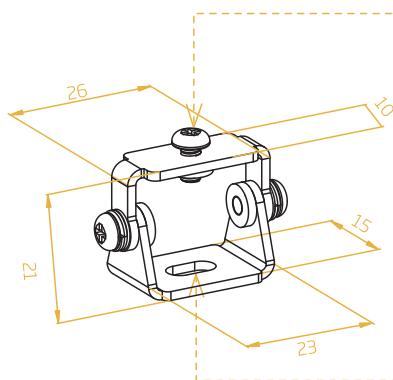

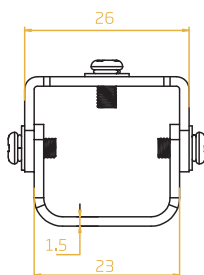
FXN 1617 | FLEXIBLE NEON

BRACKETS

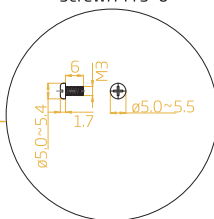
Pivot Mounting Bracket



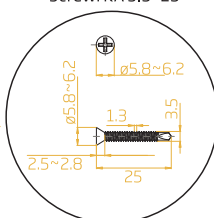
Item Code: FXN - 1617 - B - PM



Screw: PM 3*6



Screw: KA 3.5*25




Note:
Applicable to all types of mounting profiles




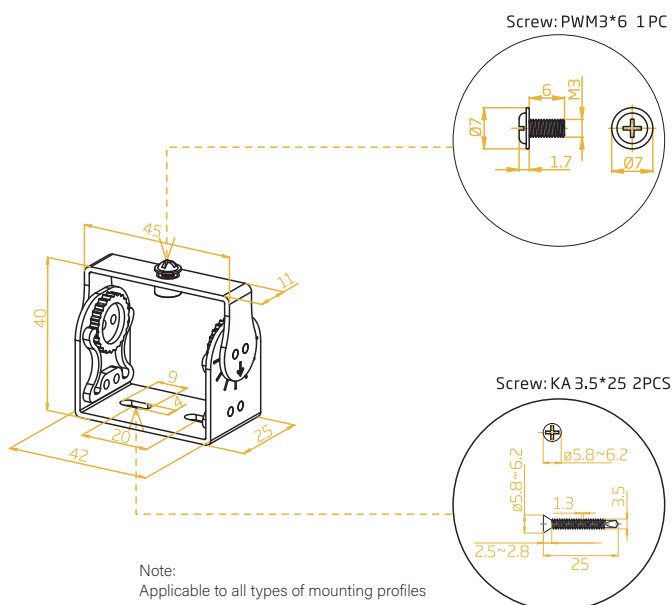
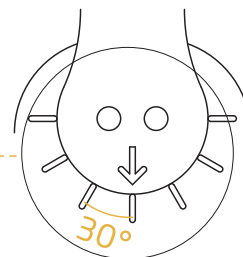
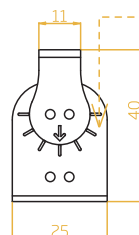
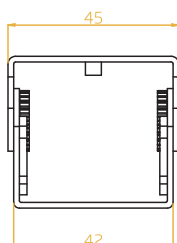
FXN 1617 | FLEXIBLE NEON

BRACKETS

Rotary Locking Bracket



Item Code: FXN - 1617 - B - RL



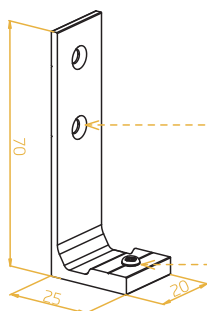
FXN 1617 | FLEXIBLE NEON

BRACKETS

Side Mounting Brakcet

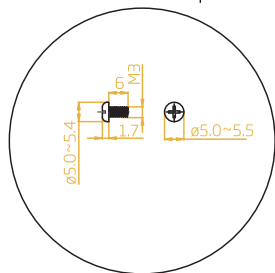


Item Code: FXN - 1617 - B - SM

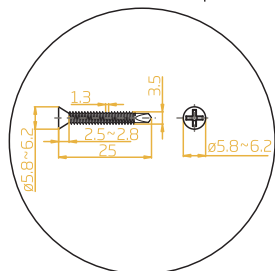


Note:
Applicable to all types of mounting profiles

Screw PM3*6 1pc



Screw KA3.5*25 2pcs

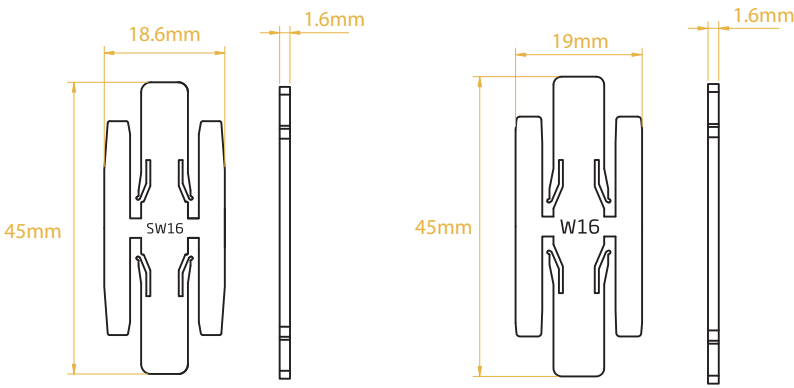


FXN 1617

FLEXIBLE NEON

BRACKETS


Joining Bracket



Note: Applicable to serrated aluminium profile.

Note: Applicable to aluminium profile.

Item Code: FXN – 1617 – B – J



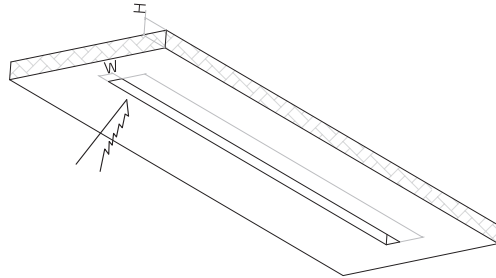
FXN 1617 | FLEXIBLE NEON

CLIPS

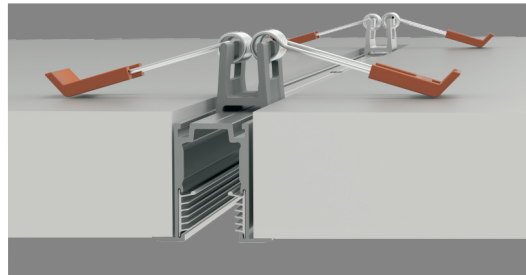
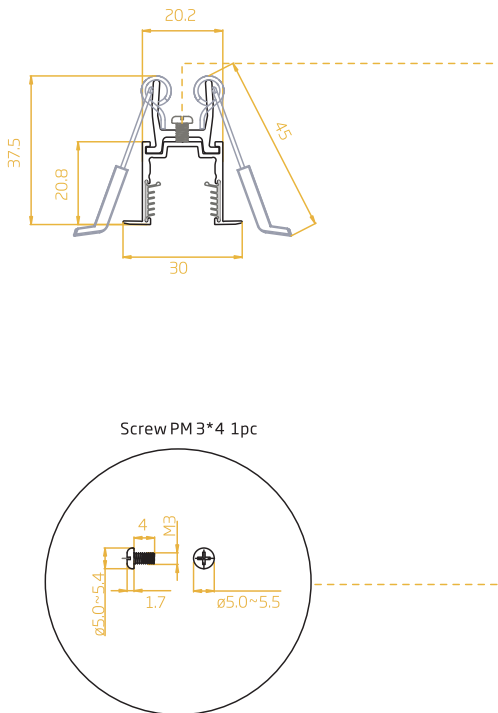
Ceiling Mounting Clip



Item Code: FXN - 1617 - C - CM



The width applicable to FXN 1121: 17≈20mm
The thickness of ceiling: 5≈50mm




Note:
Only applicable to flanged serrated aluminium profile.

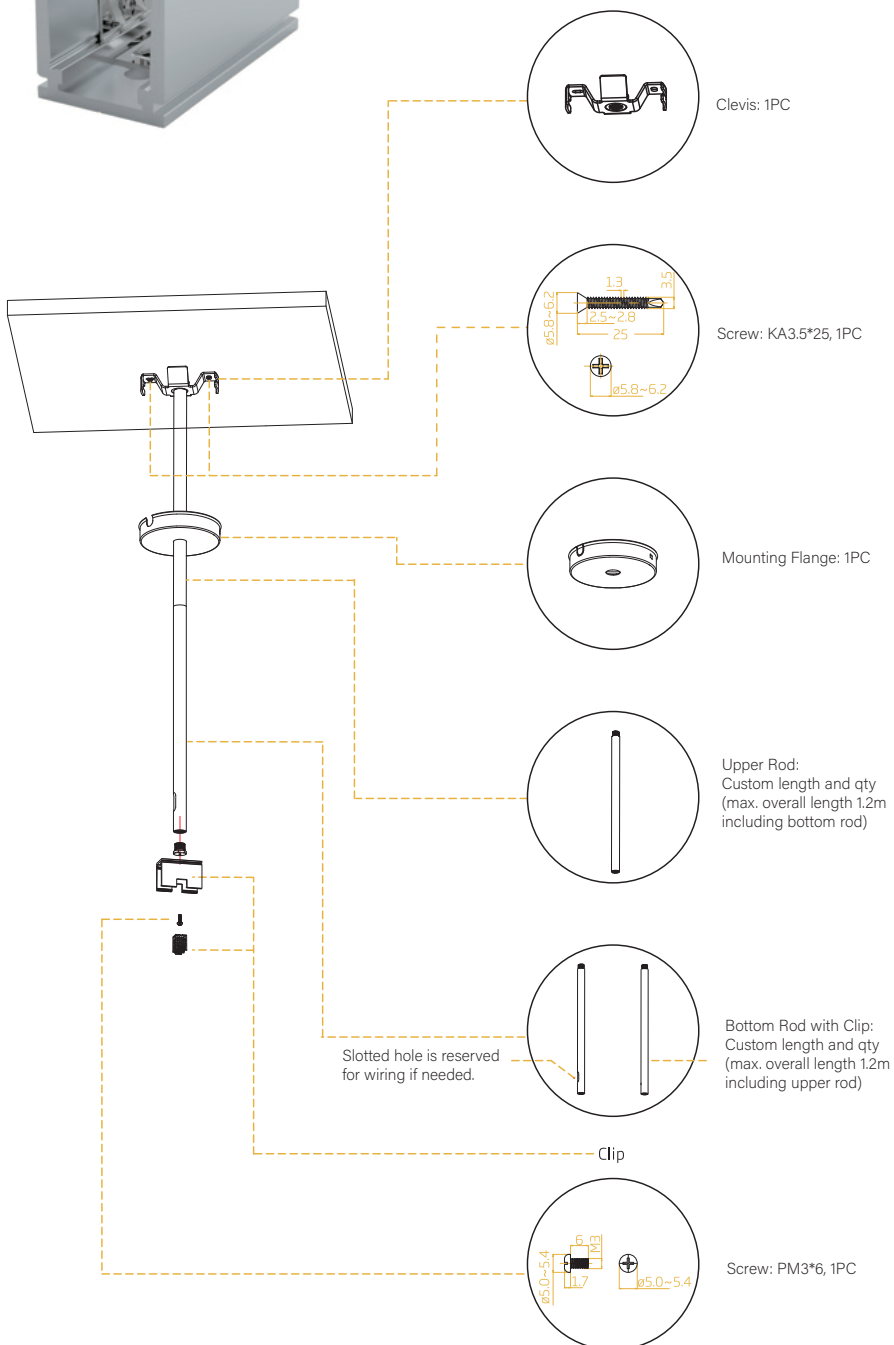
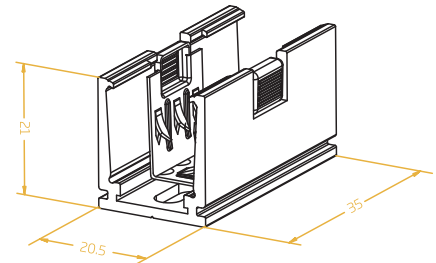
FXN 1617 | FLEXIBLE NEON

CLIPS

Suspended Mounting Clip



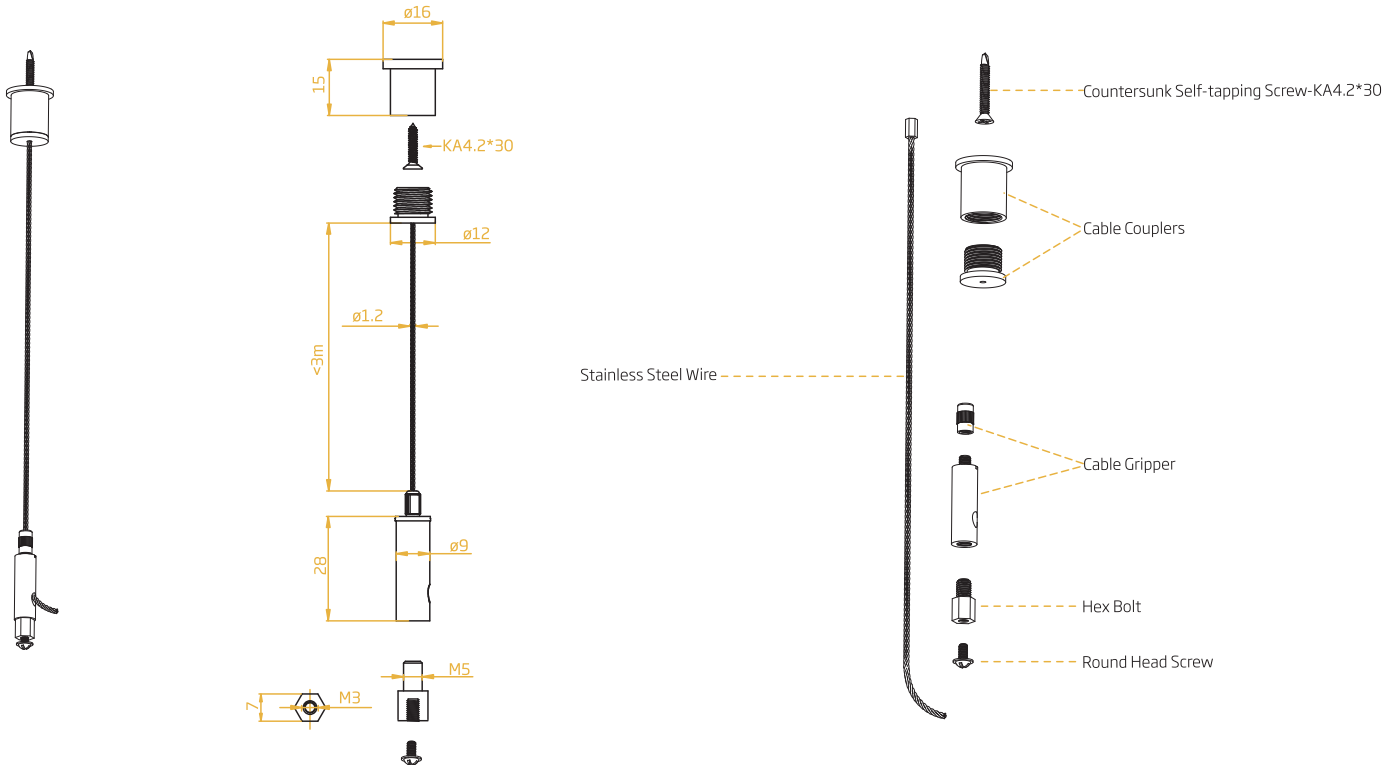
Item Code: FXN - 1617 - C - SM



FXN 1617 | FLEXIBLE NEON

WIRE

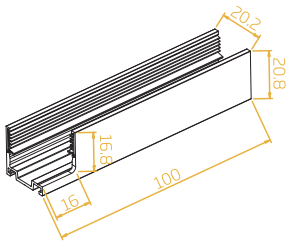

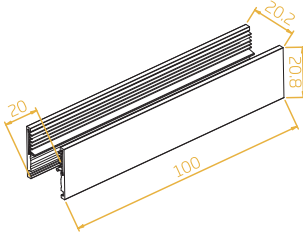

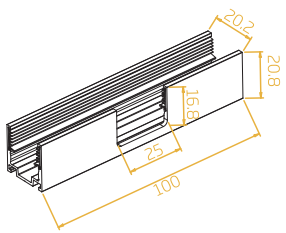

Suspended Mounting Wire



FXN 1617 | FLEXIBLE NEON

CLIP

Cable-exit Mounting Clip

Cable-exit Mounting Clip-Side	Cable-exit Mounting Clip-Bottom	Cable-exit Mounting Clip-Middle Side
 	 	 

Item Code: FXN – 1617 – C – CEM

Warning:
Cable-exit mounting clip-middle side must be preinstalled for injection-moulded seamless middle connector as protection during transportation.

- Note:
1. Applicable to single-layer injection-moulded connector with side, or bottom cable entry, whose size can be matched exactly.
 2. Allow the cable to exit from gap loosely without over-bending and protect the cable joint from the damage of excessively external force in the process of installation.
 3. 10cm/piece, combines with other lengths of mounting profiles to fit the equivalent lighth length.