

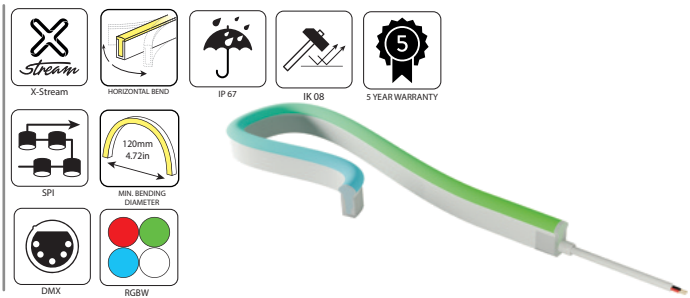
FXN 1129

FLEXIBLE NEON

The FXN 1129 is a versatile, flexible LED lighting solution for architectural and commercial applications. With vibrant RGBW output and a durable, bendable design, it adapts seamlessly to creative lighting projects.

Made from silicone, the FXN 1129 offers IP67 water resistance and IK08 impact protection for long-lasting reliability.

Its flexible installation options and even illumination make it ideal for dynamic and innovative lighting designs.



PART NUMBER CONFIGURATOR

Prefix	Model	LED Colour	WhiteCCT	Control	Bending Direction	Power	Voltage	CRI	Connectors
FXN	1129	RGB RGBW W – White (22K–57K) DW – Dynamic White (22K–57K)	22K – 2200K 27K – 2700K 30K – 3000K 35K – 3500K 40K – 4000K 57K – 5700K	D – DMX S – SPI X – X-Stream	HB - Horizontal Bend	12 – 12W 15 – 15W	24 – 24VC DC	80 90	SWC – Swivel Connector SLC – Sleeve Connector SNC – Snap Connector SOC – Socket Connector SIMC – Silicone Injection-moulded Connector DIMC – Dual Injection-moulded Connector

SPECIFICATIONS

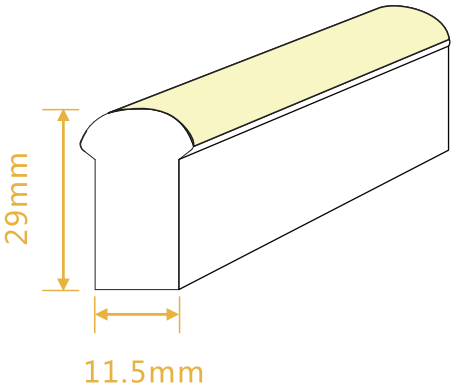
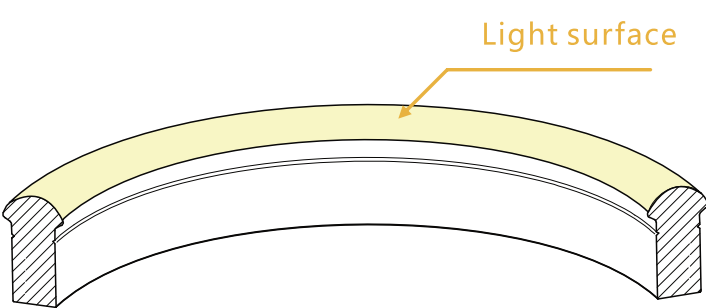
Example: FXN – 1129 – RGBW – 30K – X – HB – 12 – 24 – SOC

Electrical	Power Consumption Operating Voltage Installation Temperature Operating Temperature Storage Temperature	12W/m (AW, RGB), 15W/m (R,G,B,A,W, RGBW) 24V DC -40°C TO 50°C - (-40°F TO 122°F) -40°C TO 55°C - (-40°F TO 131°F) -40°C TO 60°C - (-40°F TO 140°F)
Physical	Dimensions Bending Housing / Lens Weight/m IK Rating IP Rating Min. Cutting Unit Min. Cutting Length Min. Bending Diameter Unit/m (Pixel Qty/m) Connectors Mounting Profiles Mounting Brackets Mounting Clips Data Maximum Run Length	L: 1000mm – H: 29mm – W: 11.5mm Horizontal Bending Silicone 450g IK08 IP67 10LEDs(1unit) 166.7mm(1unit) 120mm 6pxl/m (DMX) / 8pxl/m (SPI) Swivel Connector, Sleeve Connector, Snap Connector, Socket Connector, Silicone Injection-moulded OConnector, Dual Injection-moulded Connector Aluminium Profile, Flange Aluminium Profile, Serrated Aluminium Profile, Flange Serrated Aluminium Profile, Thickened Plastic Profile, Bendable Serrated Aluminium Profile, Surface-mounted Raceway Aluminium Profile, Suspended Raceway Aluminium Profile Pivot Mounting Bracket, Rotary Locking Bracket, Side Mounting Bracket, Joining Bracket Ceiling Mounting Clip, Suspended Mounting Clip, Cable-exit Mounting Clip 128m @ 6pixels/m – 6 universes
Optical	Beam Angle Colour Range LED Qty/m LED Type LED Distance Total Lumens	160° RGB, RGBW, White (2200K, 2700K, 3000K, 3500K, 4000K, 5700K), Dynamic White (22K-57K) 60LEDs EPISTAR SMD LED 16.67mm <470lm/m
Diming & Control	Control Protocols Dimming Resolution	X-Stream: SPI protocol with data redundancy Others – SPI, DMX
Fixture Rating & Certifications	UL LISTED, CE RoHs COMPLIANT	<div>CE</div> <div>RoHS</div> <div>UL</div>
Limited Warranty	5 Years	Extendable Warranty Available

FXN 1129 | FLEXIBLE NEON

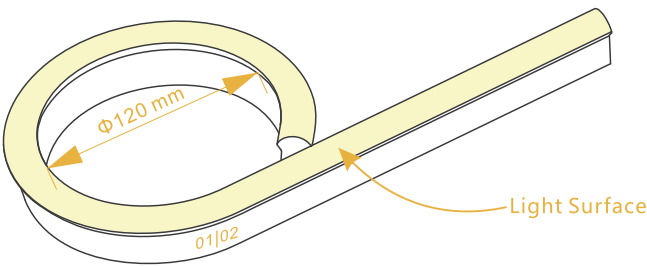
DIMENSIONS & BENDING

Dimensions of Light

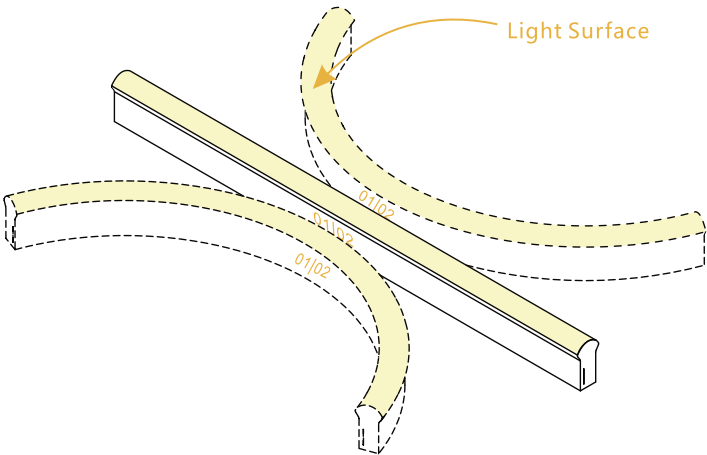


Note: Unless otherwise stated, the tolerance of the light is $\pm 0.3\text{mm}$.

Minimum Bending Diameter



The light can only be bent laterally (opposite bend along to light surface).



Do not bend smaller than allowed minimum bend diameter.

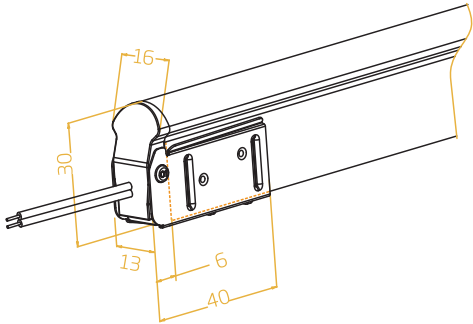
FXN 1129 | FLEXIBLE NEON CONNECTORS

Swivel Connector IP40

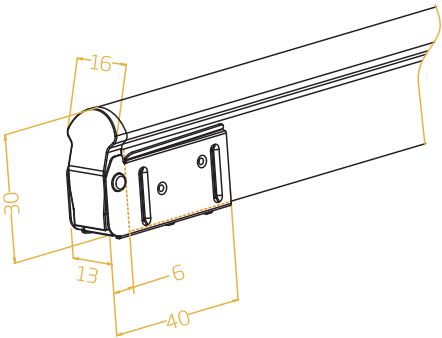
Swivel Front Connector



FXN – 1129 – C – SW – F



FXN – 1129 – C – SW – EC



- Note:
1. Unless otherwise stated, the tolerance of the connector is $\pm 0.5\text{mm}$;
 2. To avoid damage from the excessive force on cable joint, please keep at least 60mm of cable ahead in the natural state.

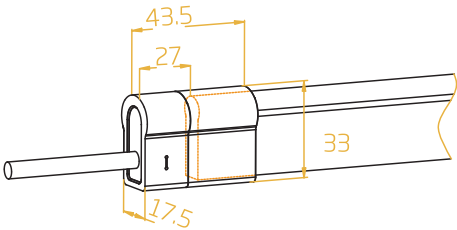
FXN 1129 | FLEXIBLE NEON CONNECTORS

Sleeve Connector IP40

Sleeve Front Connector-End



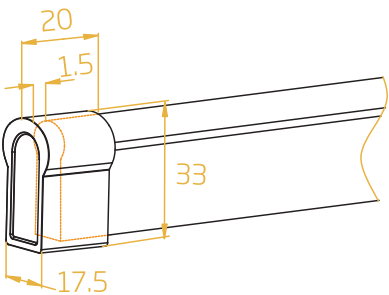
FXN – 1129 – C – SL – FE



Sleeve End Cap



FXN – 1129 – C – SL – EC

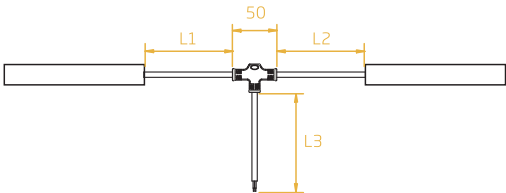


Sleeve Middle Connector & Power T-feed



FXN – 1129 – C – SL – TF

L1 and L2 available in 300mm.
L3 available in 300mm/1000mm/3000mm.



Note:

1. Unless otherwise stated, the tolerance of the connector is $\pm 0.5\text{mm}$;
2. To avoid damage from the excessive force on cable joint, please keep at least 60mm of cable ahead in the natural state.

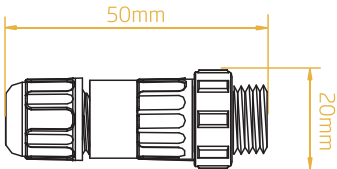
Male & Female Connector



For plug and play cable junction, IP67.

FXN – 1129 – MC / FXN – 1129 – FC

Note:
Unless otherwise stated, the tolerance is $\pm 2\text{mm}$.



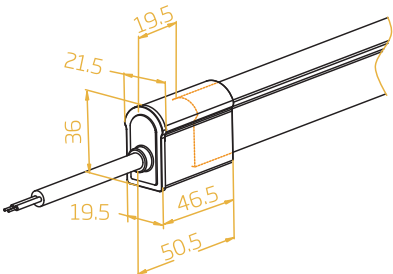
FXN 1129 | FLEXIBLE NEON CONNECTORS

Snap Connector IP67

Snap Front Connector-End



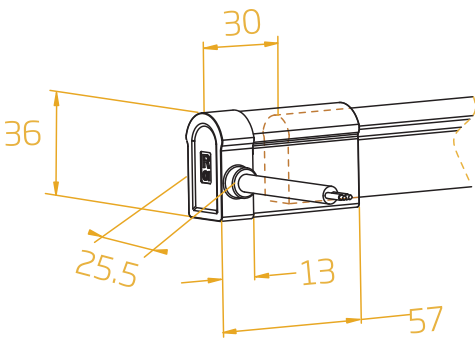
FXN – 1129 – C – SN – FE



Snap Front Connector-Side



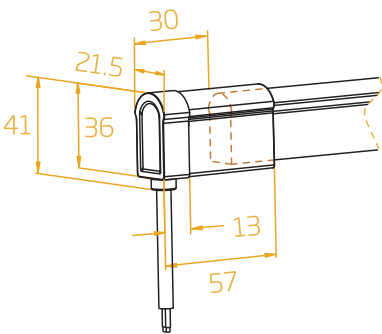
FXN – 1129 – C – SN – FS



Snap Front Connector-Bottom



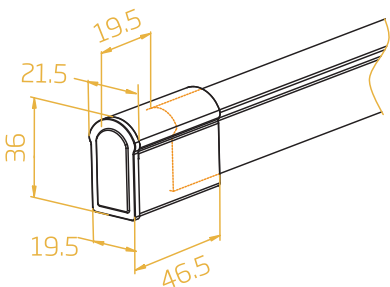
FXN – 1129 – C – SN – FB



Snap End Cap



FXN – 1129 – C – SN – EC



FXN 1129 | FLEXIBLE NEON CONNECTORS

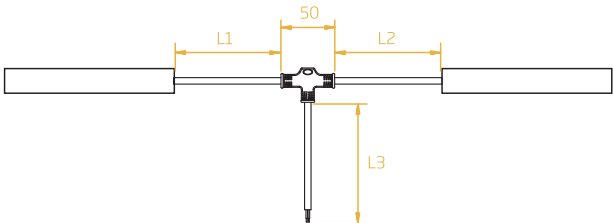
Snap Connector IP67

Snap Middle Connector & Power T-feed



FXN – 1129 – C – SN – TF

L1 and L2 available in 300mm.
L3 available in 300mm/1000mm/3000mm.



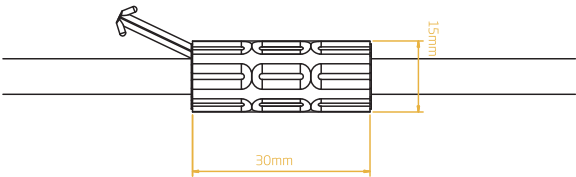
- Note:
1. Unless otherwise stated, the tolerance of the connector is $\pm 0.5\text{mm}$;
 2. To avoid damage from the excessive force on cable joint, please keep at least 60mm of cable ahead in the natural state.

Anti-wicking Ferrule



The anti-wicking ferrule is located at 115mm ($\pm 10\text{mm}$ tolerance) from the connector on the cable.

For protection against water ingress from inside of cable wire and hence damage the light.



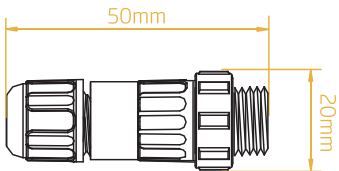
- Note:
1. Unless otherwise stated, the tolerance is $\pm 0.5\text{mm}$.
 2. The removal of anti-wicking ferrule will void the warranty if any water ingress caused by it.

Male & Female Connector



For plug and play cable junction, IP67.

FXN – 1129 – MC / FXN – 1129 – FC



- Note:
- Unless otherwise stated, the tolerance is $\pm 2\text{mm}$.

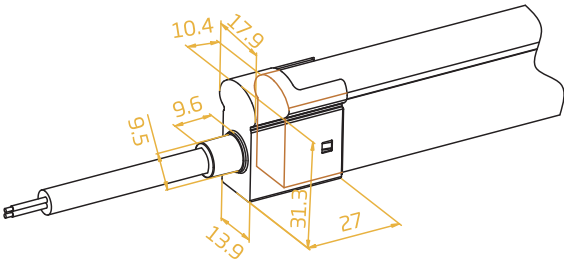
FXN 1129 | FLEXIBLE NEON CONNECTORS

Socket Connector IP67

Socket Front Connector



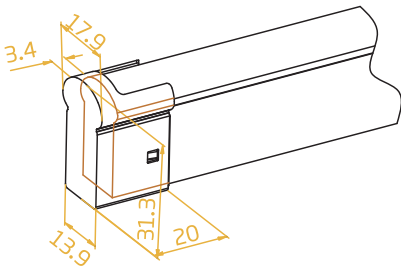
FXN – 1129 – C – SO – F



Snap Front Connector-Side



FXN – 1129 – C – SO – FS



Note:

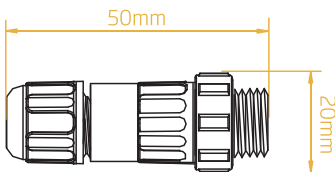
1. Unless otherwise stated, the tolerance of the connector is $\pm 0.5\text{mm}$,
2. To avoid damage from the excessive force on cable joint, please keep at least 60mm of cable ahead in the natural state.
3. Please refer to the Installation Guide about how to assemble the socket connector.

Male & Female Connector



For plug and play cable junction, IP65.

FXN – 1129 – MC / FXN – 1129 – FC



Note:

Unless otherwise stated, the tolerance is $\pm 2\text{mm}$.

FXN 1129 | FLEXIBLE NEON

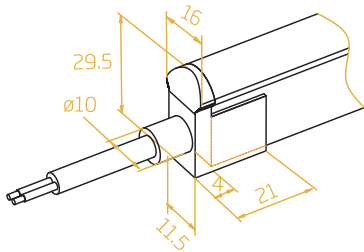
CONNECTORS

Silicone Injection-moulded Connector IP68

Silicone Injection-moulded Front Connector-End



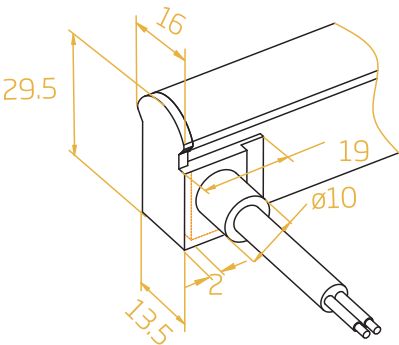
FXN – 1129 – C – SIM – FE



Silicone Injection-moulded Front Connector-Side



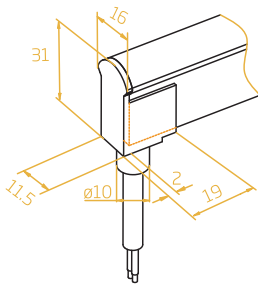
FXN – 1129 – C – SIM – FS



Silicone Injection-moulded Front Connector -Bottom



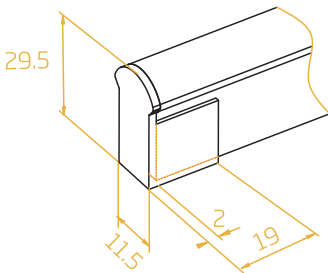
FXN – 1129 – C – SIM – FB



Silicone Injection-moulded End Cap



FXN – 1129 – C – SIM – EC



FXN 1129 | FLEXIBLE NEON CONNECTORS

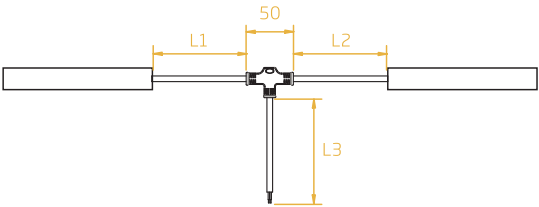
Silicone Injection-moulded Connector IP68

Silicone Injection-moulded Middle Connector & Power T-Feed



FXN - 1129 - C - SIM - TF

L1 and L2 available in 300mm.
L3 available in 300mm/1000mm/3000mm.



Note:

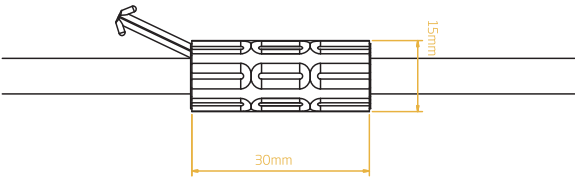
1. Unless otherwise stated, the tolerance of the connector is $\pm 0.5\text{mm}$;
2. To avoid damage from excessive force on cable joint, please keep at least 60mm of cable ahead in the natural state.

Anti-wicking Ferrule



The anti-wicking ferrule is located at 115mm ($\pm 10\text{mm}$ tolerance) from the connector on the cable.

For protection against water ingress from inside of cable wire and hence damage the light.



Note:

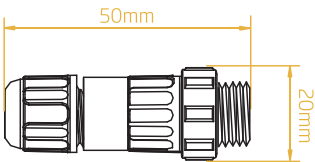
1. Unless otherwise stated, the tolerance is $\pm 0.5\text{mm}$.
2. The removal of anti-wicking ferrule will void the warranty if any water ingress caused by it.

Male & Female Connector



For plug and play cable junction, IP67.

FXN - 1129 - MC / FXN - 1129 - FC



Note:

Unless otherwise stated, the tolerance is $\pm 2\text{mm}$.

FXN 1129 | FLEXIBLE NEON

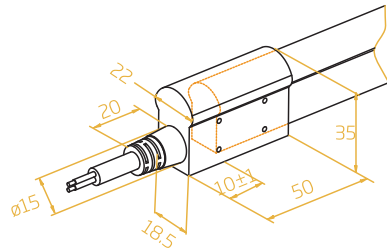
CONNECTORS

Dual Injection-moulded Connector IP68

Dual Injection-moulded Front Connector-End



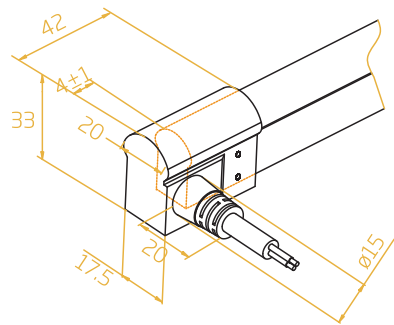
FXN – 1129 – C – DIM – FE



Dual Injection-moulded Front Connector-Side



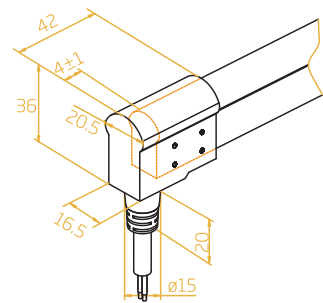
FXN – 1129 – C – DIM – FS



Dual Injection-moulded Front Connector-Bottom



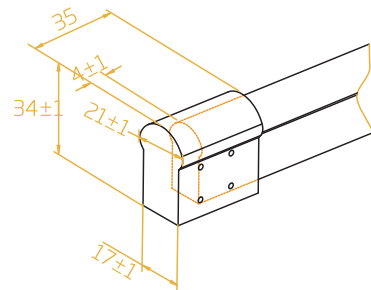
FXN – 1129 – C – DIM – FB



Dual Injection-moulded End Cap



FXN – 1129 – C – DIM – EC



FXN 1129 | FLEXIBLE NEON CONNECTORS

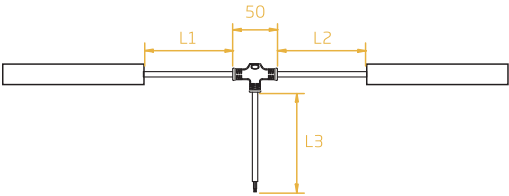
Dual Injection-moulded Connector IP68

Dual Silicone Injection-moulded Middle Connector & Power T-Feed




FXN – 1129 – C – S – DIM – TF

L1 and L2 available in 300mm.
L3 available in 300mm/1000mm/3000mm.



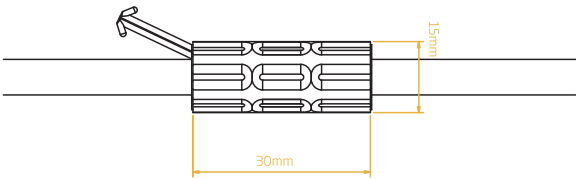
- Note:
1. Unless otherwise stated, the tolerance of the connector is $\pm 0.5\text{mm}$;
 2. To avoid damage from excessive force on cable joint, please keep at least 60mm of cable ahead in the natural state.

Anti-wicking Ferrule



The anti-wicking ferrule is located at 115mm ($\pm 10\text{mm}$ tolerance) from the connector on the cable.

For protection against water ingress from inside of cable wire and hence damage the light.



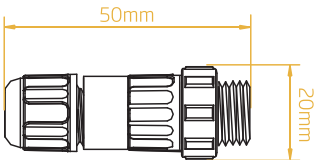
- Note:
1. Unless otherwise stated, the tolerance is $\pm 0.5\text{mm}$.
 2. The removal of anti-wicking ferrule will void the warranty if any water ingress caused by it.

Male & Female Connector



For plug and play cable junction, IP67.

FXN – 1129 – MC / FXN – 1129 – FC



- Note:
- Unless otherwise stated, the tolerance is $\pm 2\text{mm}$.

FXN 1129

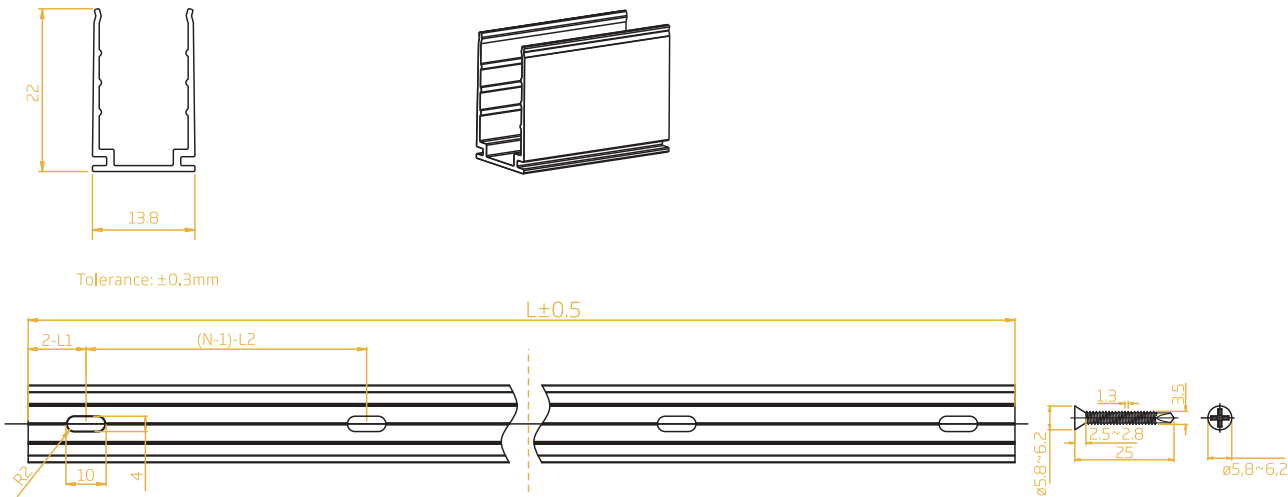
FLEXIBLE NEON

MOUNTING PROFILES

Aluminium Profile



Dimensions: mm



Note:

- 2-L1 refers to two of symmetric L1 in each piece of profile.
- (N-1)-L2 refers to (N minus one) of symmetric L2 in each piece of profile.

"N" hereby stands for its corresponding "Hole Number" in the below table

Item Code	Standard Length	L1	L2	Slotted Hole	Hole Number
FXN - 1129 - A/PL - 35MM - AL	35mm/1.38in	17.5mm/0.69in	/	4*10mm/0.16*0.39in	1
FXN - 1129 - A/PL - 500MM - AL	500mm/19.68in	50mm/1.97in	200mm/7.87in	4*10mm/0.16*0.39in	3
FXN - 1129 - A/PL - 1000MM - AL	1000mm/39.37in	100mm/3.93in	200mm/7.87in	4*10mm/0.16*0.39in	5
FXN - 1129 - A/PL - 2000MM - AL	2000mm/78.74in	100mm/3.93in	200mm/7.87in	4*10mm/0.16*0.39in	10

FXN 1129

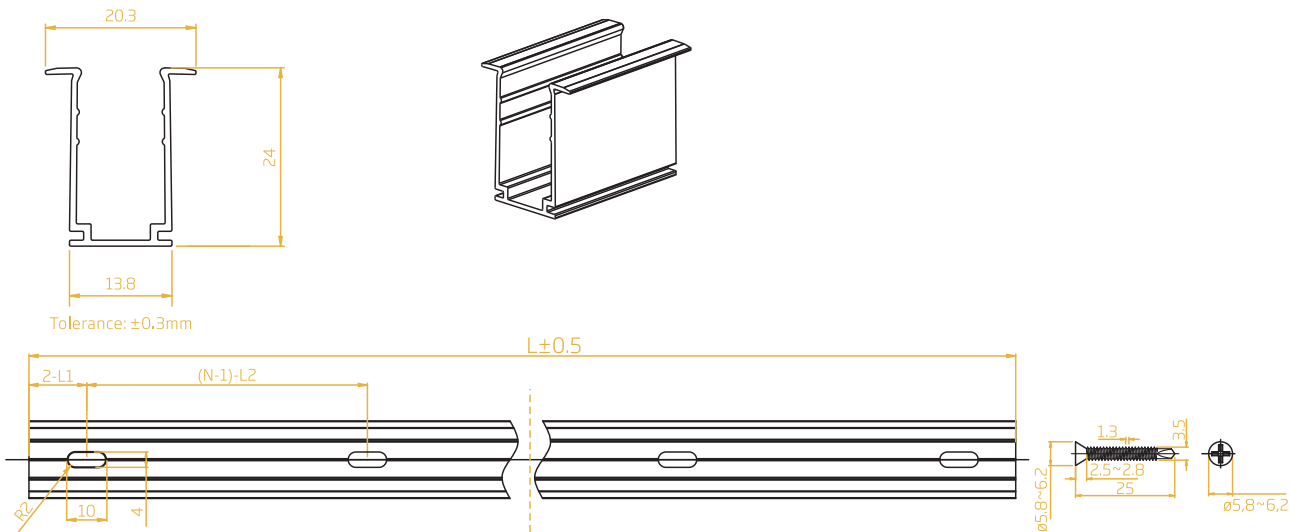
FLEXIBLE NEON

MOUNTING PROFILES

Flange Aluminium Profile



Dimensions: mm



Note:

1. 2-L1 refers to two of symmetric L1 in each piece of profile.

2. (N-1)-L2 refers to (N minus one) of symmetric L2 in each piece of profile.

"N" hereby stands for its corresponding "Hole Number" in the below table


Item Code	Standard Length	L1	L2	Slotted Hole	Hole Number
FXN - 1129 - FA/PL - 35MM - AL	35mm/1.38in	17.5mm/0.69in	/	4*10mm/0.16*0.39in	1
FXN - 1129 - FA/PL - 500MM - AL	500mm/19.68in	50mm/1.97in	200mm/7.87in	4*10mm/0.16*0.39in	3
FXN - 1129 - FA/PL - 1000MM - AL	1000mm/39.37in	100mm/3.93in	200mm/7.87in	4*10mm/0.16*0.39in	5
FXN - 1129 - FA/PL - 2000MM - AL	2000mm/78.74in	100mm/3.93in	200mm/7.87in	4*10mm/0.16*0.39in	10

FXN 1129

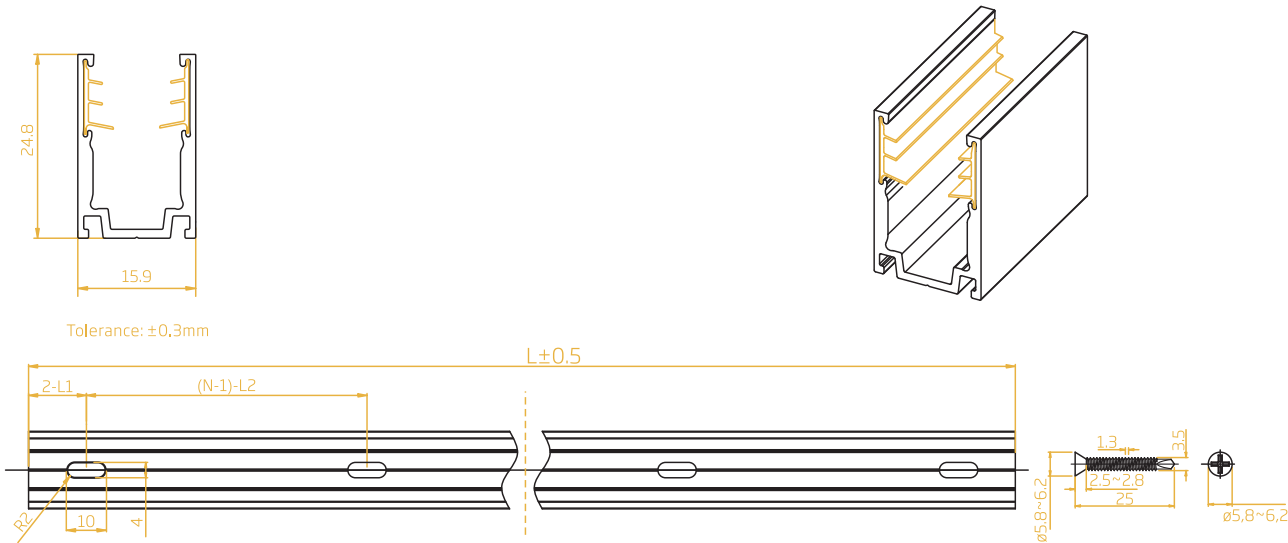
FLEXIBLE NEON

MOUNTING PROFILES

Serrated Aluminium Profile



Dimensions: mm



Note:

- 2-L1 refers to two of symmetric L1 in each piece of profile.
- (N-1)-L2 refers to (N minus one) of symmetric L2 in each piece of profile.

"N" herbey stands for its corresponding "Hole Number" in the below table


Item Code	Standard Length	L1	L2	Slotted Hole	Hole Number
FXN - 1129 - SA/PL - 20MM - AL	20mm/0.787in	10mm/0.39in	/	4*10mm/0.16*0.39in	1
FXN - 1129 - SA/PL - 500MM - AL	500mm/19.68in	50mm/1.97in	200mm/7.87in	4*10mm/0.16*0.39in	3
FXN - 1129 - SA/PL - 1000MM - AL	1000mm/39.37in	100mm/3.93in	200mm/7.87in	4*10mm/0.16*0.39in	5
FXN - 1129 - SA/PL - 2000MM - AL	2000mm/78.74in	100mm/3.93in	200mm/7.87in	4*10mm/0.16*0.39in	10

FXN 1129

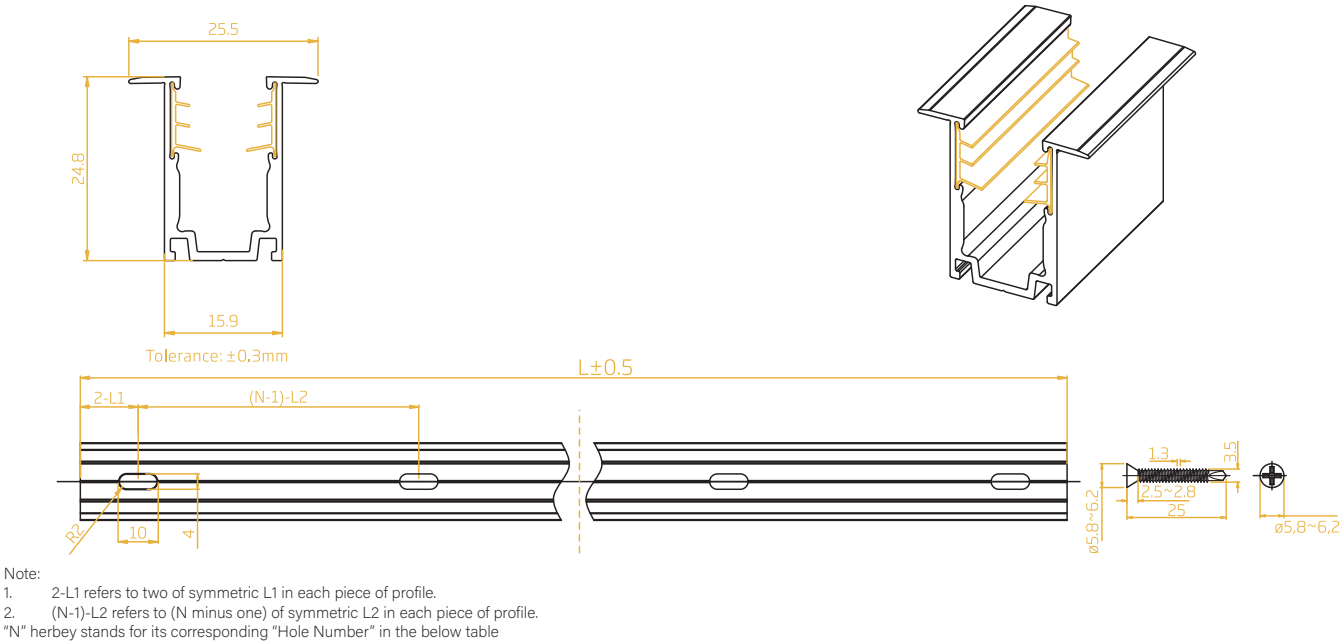
FLEXIBLE NEON

MOUNTING PROFILES

Flange Serrated Aluminium Profile



Dimensions: mm



Item Code	Standard Length	L1	L2	Slotted Hole	Hole Number
FXN - 1129 - FSA/PL - 20MM - AL	20mm/0.787in	10mm/0.39in	/	4*10mm/0.16*0.39in	1
FXN - 1129 - FSA/PL - 500MM - AL	500mm/19.68in	50mm/1.97in	200mm/7.87in	4*10mm/0.16*0.39in	3
FXN - 1129 - FSA/PL - 1000MM - AL	1000mm/39.37in	100mm/3.93in	200mm/7.87in	4*10mm/0.16*0.39in	5
FXN - 1129 - FSA/PL - 2000MM - AL	2000mm/78.74in	100mm/3.93in	200mm/7.87in	4*10mm/0.16*0.39in	10

FXN 1129

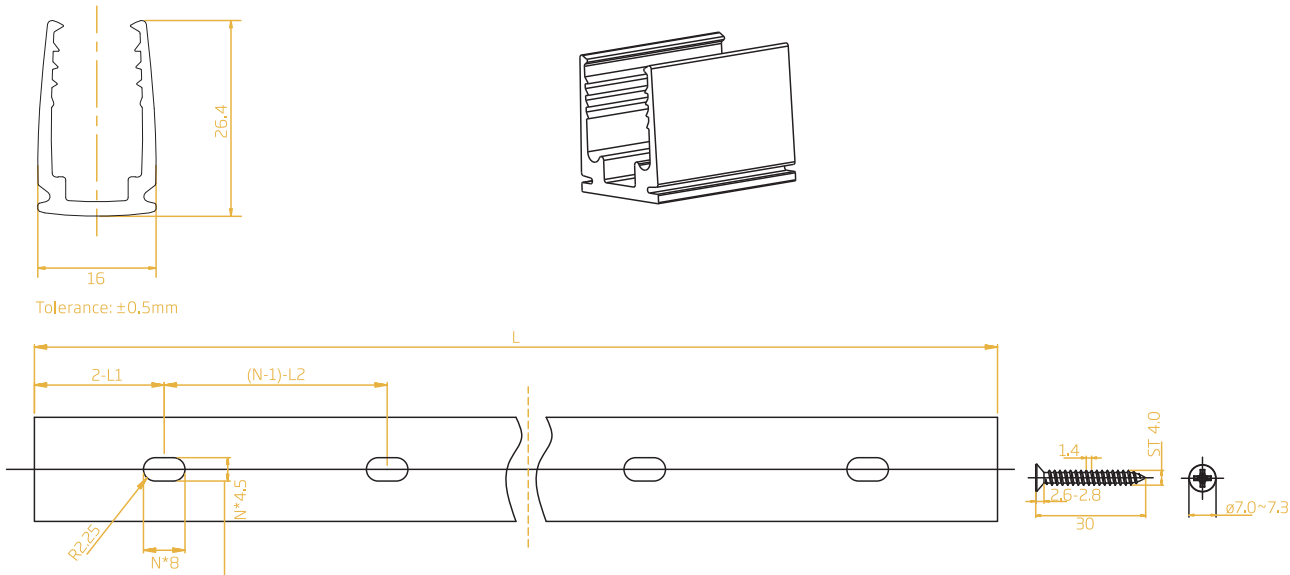
FLEXIBLE NEON

MOUNTING PROFILES

Thickened Plastic Profile



Dimensions: mm



Note:

1. 2-L1 refers to two of symmetric L1 in each piece of profile.

2. (N-1)-L2 refers to (N minus one) of symmetric L2 in each piece of profile.


"N" herbey stands for its corresponding "Hole Number" in the below table

Item Code	Standard Length	L1	L2	Slotted Hole	Hole Number
FXN - 1129 - TP/PL - 35MM - TT	35mm/1.38in	17.5mm/0.69in	/	4.5*8mm/0.18*0.31in	1
FXN - 1129 - TP/PL - 500MM - TT	500mm/19.68in	50mm/1.97in	200mm/7.87in	4.5*8mm/0.18*0.31in	3
FXN - 1129 - TP/PL - 1000MM- TT	1000mm/39.37in	100mm/3.93in	200mm/7.87in	4.5*8mm/0.18*0.31in	5
FXN - 1129 - TP/PL - 2000MM- TT	2000mm/78.74in	100mm/3.93in	200mm/7.87in	4.5*8mm/0.18*0.31in	10

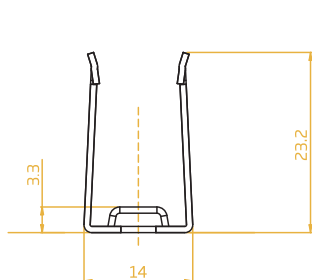
FXN 1129 | FLEXIBLE NEON

MOUNTING PROFILES

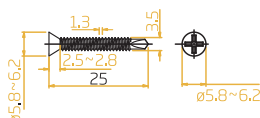
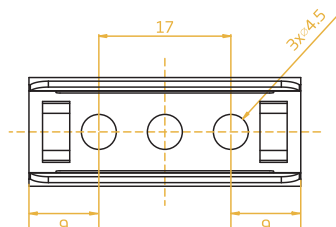
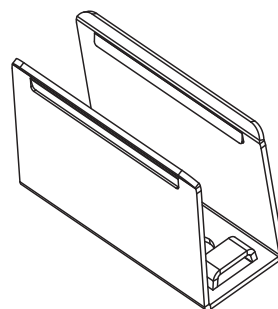
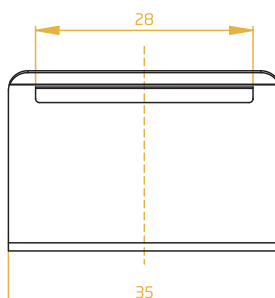
Stainless Steel Profile



Dimensions: mm



Tolerance: $\pm 0.3\text{mm}$




Item Code	Standard Length	Screw Hole	Hole Number
FXN - 1129 - SS/PL - 35MM - SSL	35mm/1.38in	4.5mm/0.18in	3

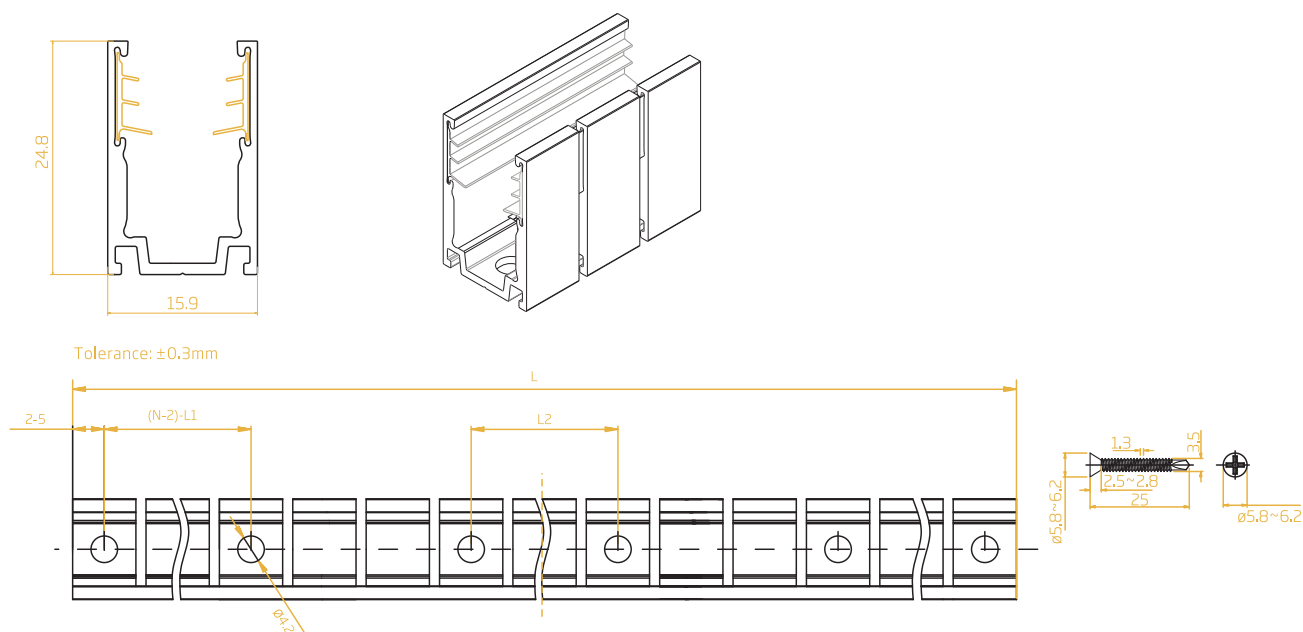
FXN 1129 | FLEXIBLE NEON

MOUNTING PROFILES

Bendable Serrated Aluminium Profile



Dimensions: mm



Note:


1. 2-L1 refers to two of symmetric L1 in each piece of profile.
 2. (N-1)-L2 refers to (N minus one) of symmetric L2 in each piece of profile.
- "N" hereby stands for its corresponding "Hole Number" in the below table

Item Code	Standard Length	L1	L2	Screw Hole	Hole Number
FXN - 1129 - BSA/PL - 500MM - AL	500mm/19.68in	110.3mm/4.34in	48.9mm/1.92in	4.2mm/0.17in	6
FXN - 1129 - BSA/PL - 1000MM - AL	1000mm/39.37in	111.4mm/4.39in	98.8mm/3.89in	4.2mm/0.17in	10

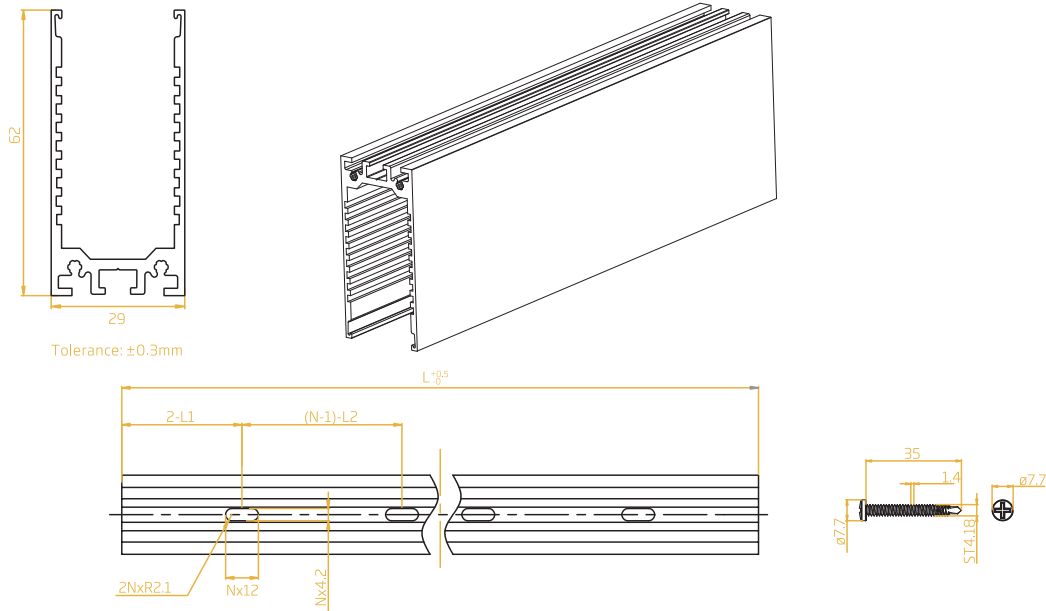
FXN 1129 | FLEXIBLE NEON

MOUNTING PROFILES

Surface-mounted Raceway Aluminium Profile



Dimensions: mm



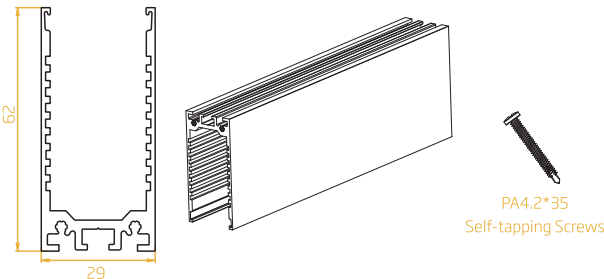
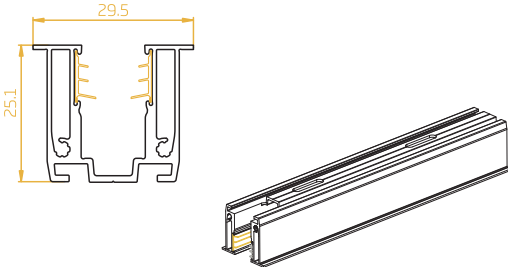
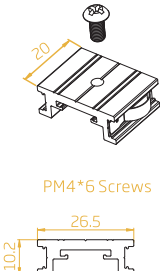
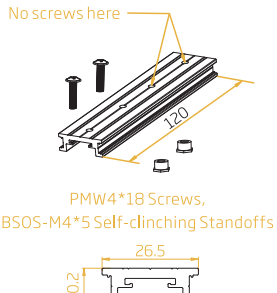
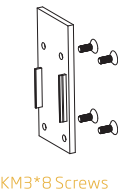
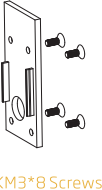
Item Code	Standard Length	L1	L2	Slotted Hole	Hole Number
FXN - 1129 - SMR/PL - 500MM - AL	500mm/19.68in	50mm/1.97in	200mm/7.87in	4.5*12mm/0.18*0.471in	3
FXN - 1129 - SMR/PL - 1000MM - AL	1000mm/39.37in	100mm/3.93in	200mm/7.87in	4.5*12mm/0.18*0.471in	5
FXN - 1129 - SMR/PL - 2000MM - AL	2000mm/78.74in	100mm/3.93in	200mm/7.87in	4.5*12mm/0.18*0.471in	10

FXN 1129 | FLEXIBLE NEON

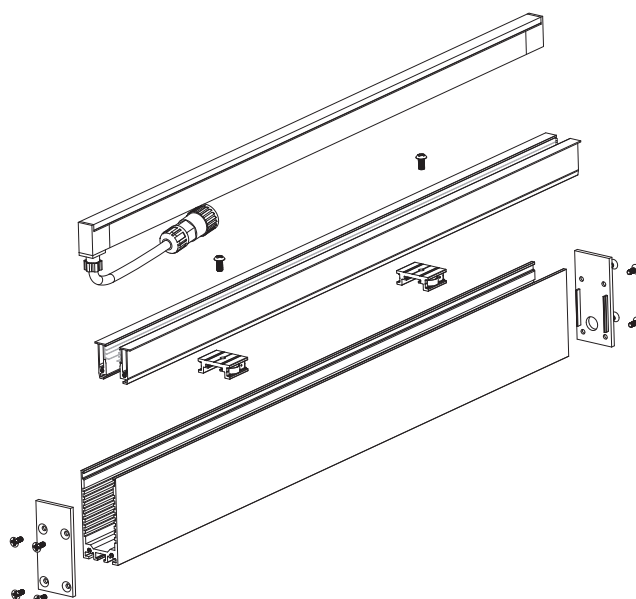
MOUNTING PROFILES

Surface-mounted Raceway Aluminium Profile

Main Components

Outer Aluminum Profile		Inner Aluminum Profile	
			
Retaining Bracket for Inner and Outer Profiles	Joining Bracket for Outer Profiles	End Cover	End Cover with Cable Hole
			


Exploded View



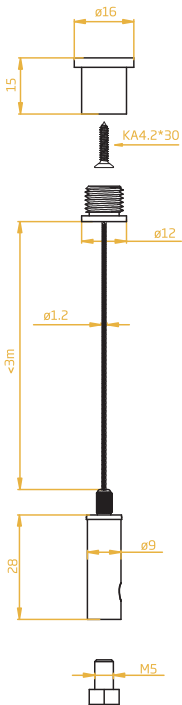
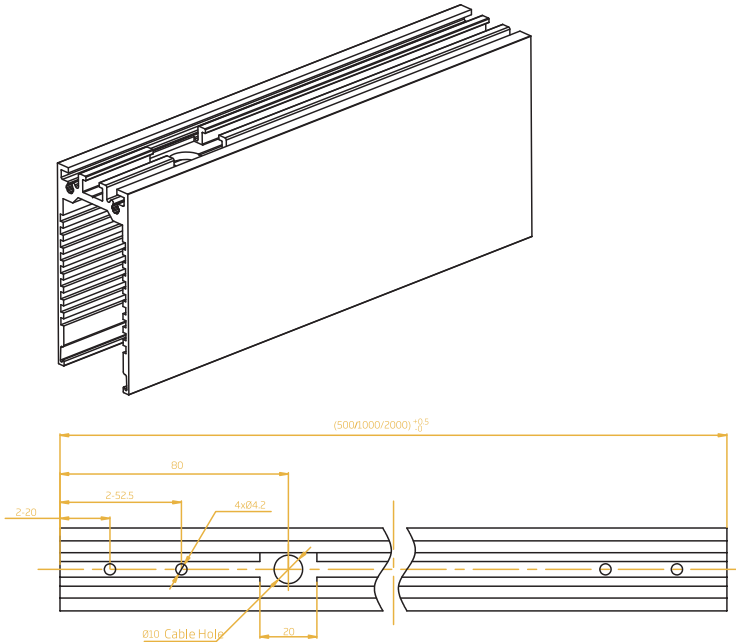
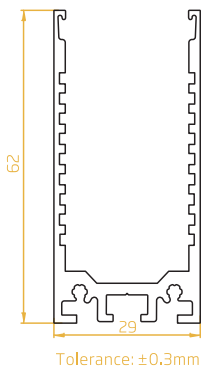
FXN 1129 | FLEXIBLE NEON

MOUNTING PROFILES

Suspended Raceway Aluminium Profile



Dimensions: mm



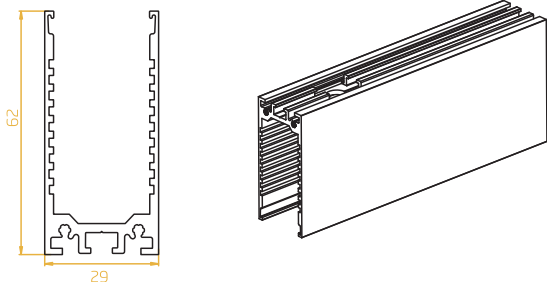
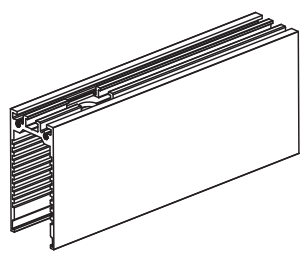

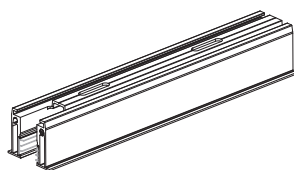
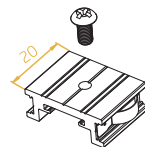
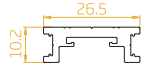


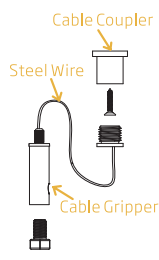
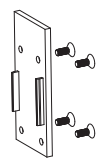

Item Code	Standard Length
FXN - 1129 - SR/PL - 500MM - AL	500mm/19.68in
FXN - 1129 - SR/PL - 1000MM - AL	1000mm/39.37in
FXN - 1129 - SR/PL - 2000MM - AL	2000mm/78.74in

FXN 1129 | FLEXIBLE NEON

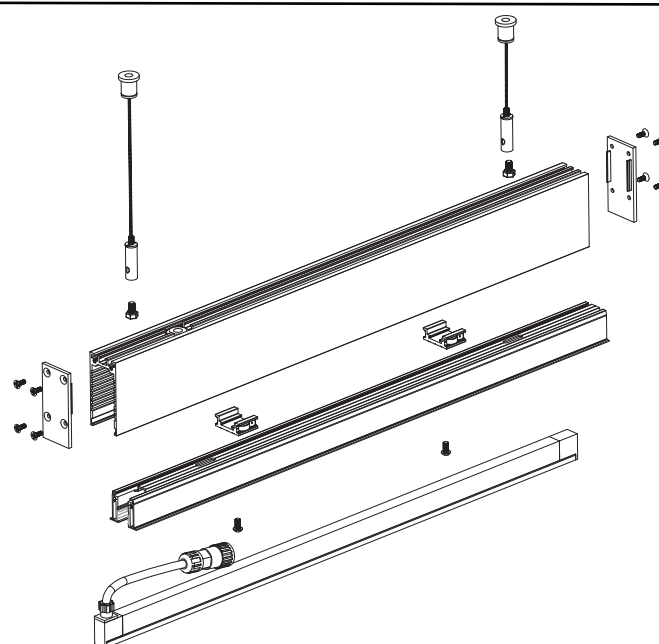
MOUNTING PROFILES

Surface-mounted Raceway Aluminium Profile

Main Components

Outer Aluminum Profile		Inner Aluminum Profile		
 		 		
Retaining Bracket for Inner and Outer Profiles	Joining Bracket for Outer Profiles	Suspended Ceiling Kit	End Cover	Rubber Grommet
 <p>PM4*6 Screws</p> 	 <p>PMW4*30 Screws</p> 	 <p>Cable Coupler</p> <p>Steel Wire</p> <p>Cable Gripper</p> <p>KA4,2*30 Screws</p>	 <p>KM3*8 Screws</p>	

Exploded View



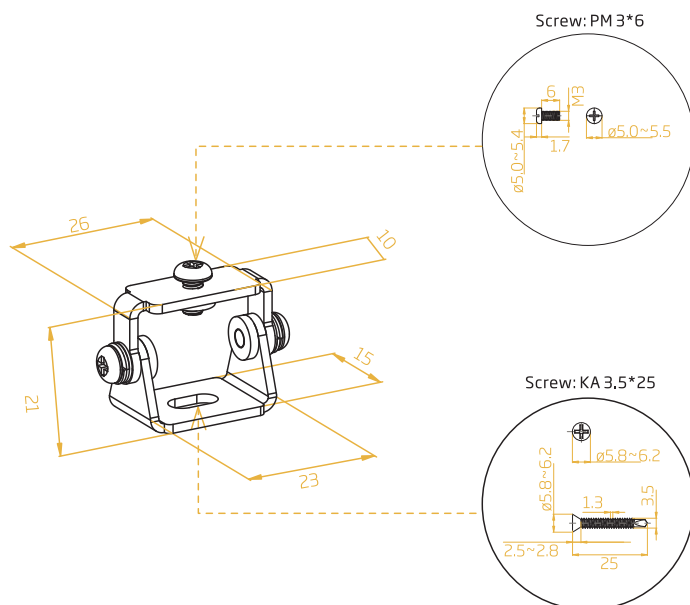

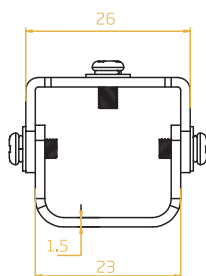
FXN 1129 | FLEXIBLE NEON

BRACKETS

Pivot Mounting Bracket



Item Code: FXN - 1129 - B - PM




Note:
Applicable to all types of mounting profiles



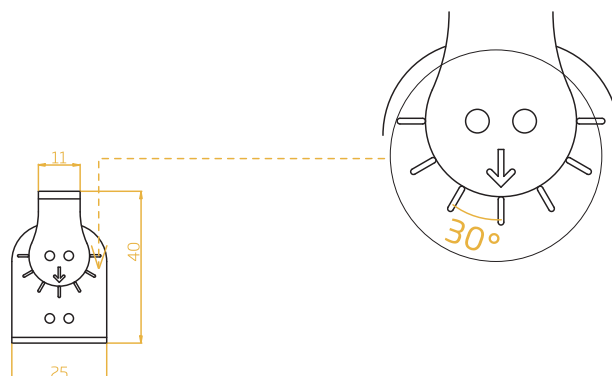
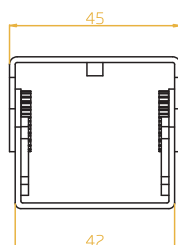
FXN 1129 | FLEXIBLE NEON

BRACKETS

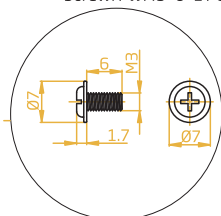
Rotary Locking Bracket



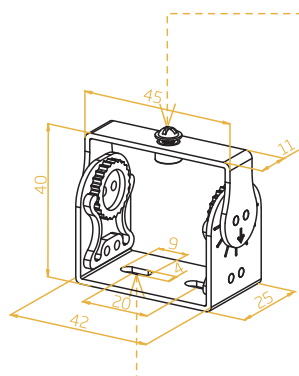
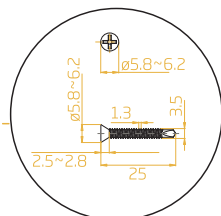
Item Code: FXN - 1129 - B - RL




Screw: PWM3*6 1 PC



Screw: KA 3.5*25 2PCS



Note:
Applicable to all types of mounting profiles



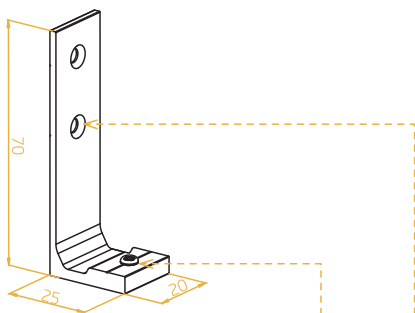
FXN 1129 | FLEXIBLE NEON

BRACKETS

Side Mounting Brakcet

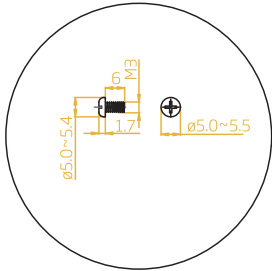


Item Code: FXN - 1129 - B - SM

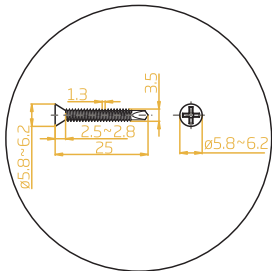


Note:
Applicable to all types of mounting profiles

Screw PM 3*6 1pc



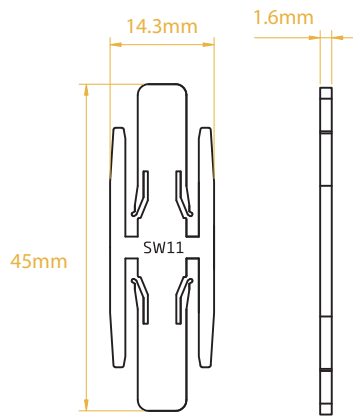
Screw KA3.5*25 2pcs



FXN 1129 | FLEXIBLE NEON

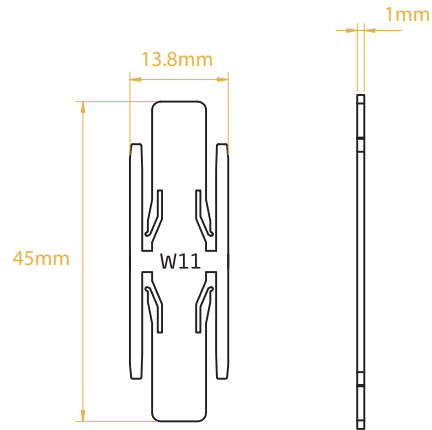
BRACKETS

Joining Bracket




Note: Applicable to serrated aluminium profile.

Item Code: FXN – 1129 – B – J



Note: Applicable to aluminium profile.



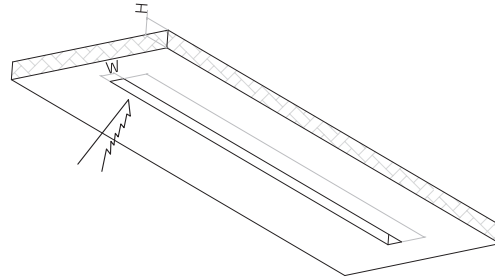
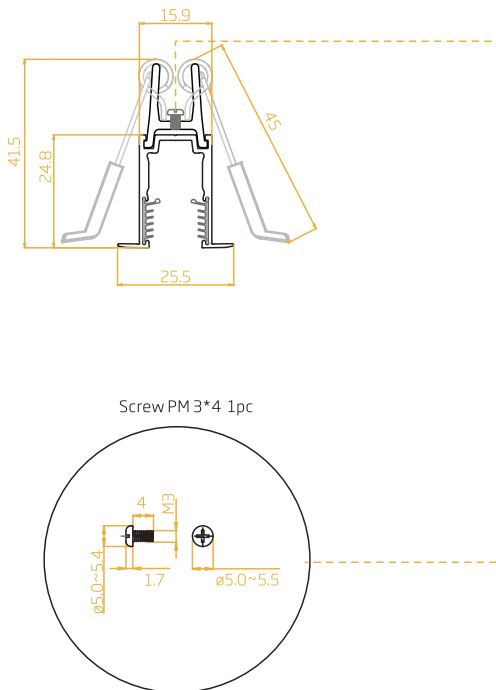
FXN 1129 | FLEXIBLE NEON

CLIPS

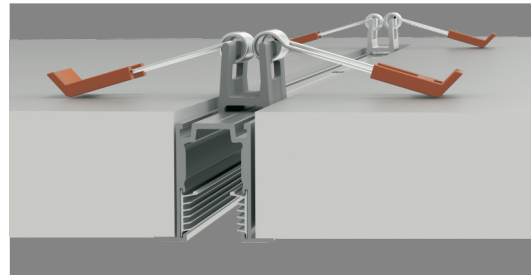
Ceiling Mounting Clip



Item Code: FXN - 1129 - C - CM



The width applicable to FXN 1121: 17≈20mm
The thickness of ceiling: 5≈50mm

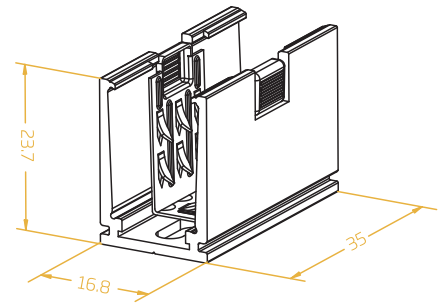
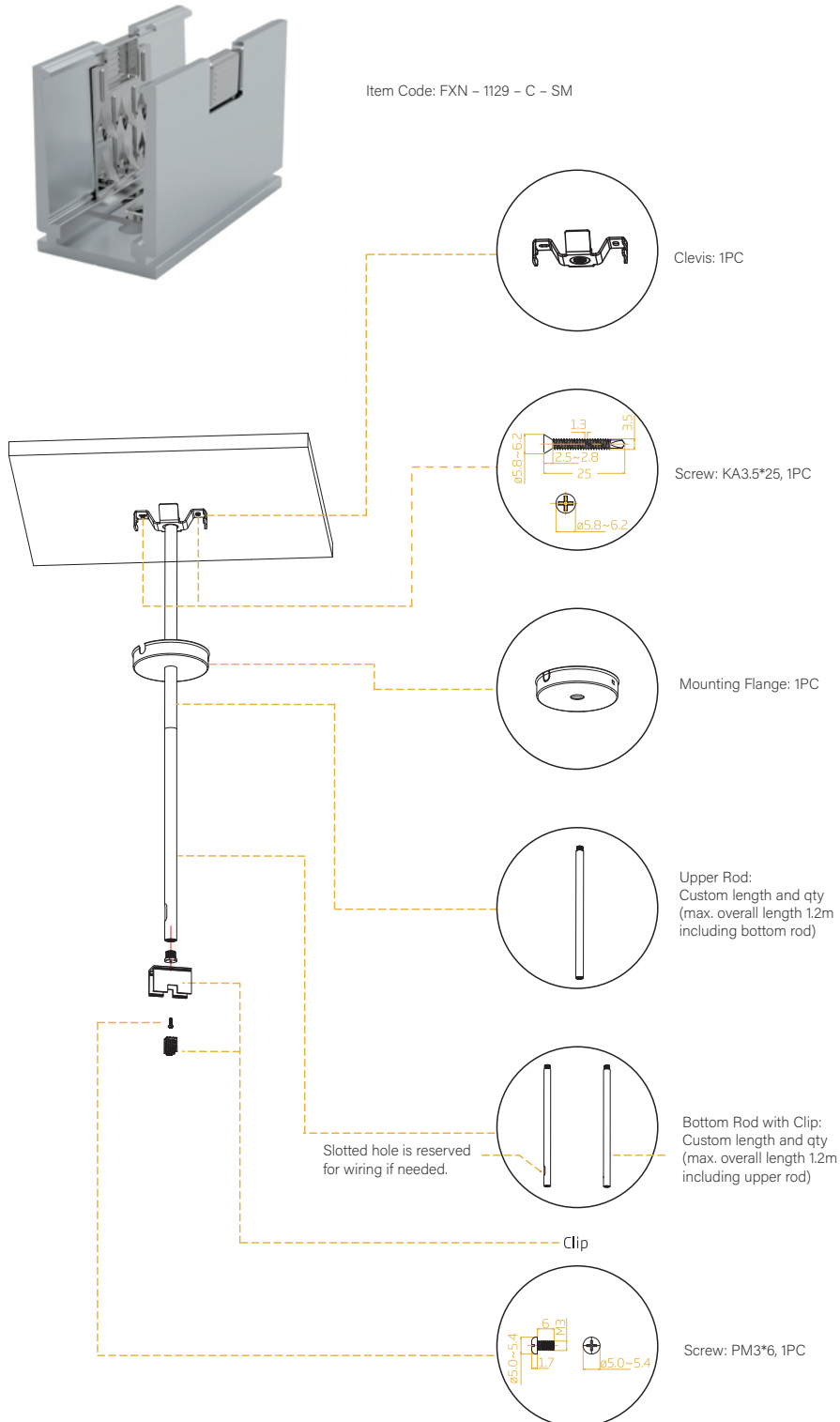


Note:
Only applicable to flanged serrated aluminium profile.

FXN 1129 | FLEXIBLE NEON

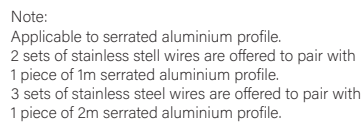
CLIPS

Suspended Mounting Clip



WIRE

Suspended Mounting Wire


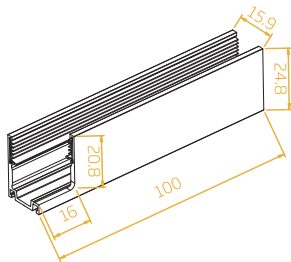


FXN 1129 | FLEXIBLE NEON

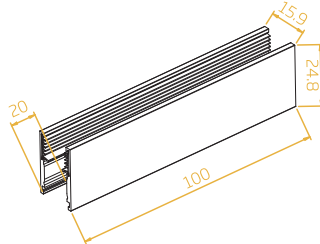
CLIP

Cable-exit Mounting Clip

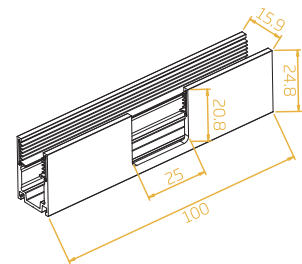
Cable-exit Mounting Clip-Side



Cable-exit Mounting Clip-Bottom



Cable-exit Mounting Clip-Middle Side



Item Code: FXN - 1129 - C - CEM

Warning:
Cable-exit mounting clip-middle side must be preinstalled for injection-moulded seamless middle connector as protection during transportation.

- Note:
1. Applicable to single-layer injection-moulded connector with side, or bottom cable entry, whose size can be matched exactly.
 2. Allow the cable to exit from gap loosely without over-bending and protect the cable joint from the damage of excessively external force in the process of installation.
 3. 10cm/piece, combines with other lengths of mounting profiles to fit the equivalent length.